



1
Hirondelle
Méthode de français

Livre de l'élève

Mualliflar:

**Said Rahmonov, Abdurahim Nosirov, Shodiyor Nishonboyev, O'ktam Toshxo'jayeva
Erkinoy Xudoyberganova, Sayyora Umarova, Inobat Matniyozova**

Taqrizchi

M.Turg'unova – Toshkent shahar Mirzo Ulug'bek tumani 112-maktabning fransuz tili fani o'qituvchisi.

Hurmatli o'qituvchilar va ota-onalar!

O'zbekiston Respublikasi Prezidentining 2012- yil 10- dekabrda „Chet tillarni o'rganish tizimini yanada takomillashtirish chora-tadbirlari to'g'risida“gi PQ-1875- sonli Qarorida belgilangan vazifalar ijrosini ta'minlash maqsadida yaratilgan Davlat ta'lim standarti va o'quv dasturlari asosida ushbu „**Hirondelle-1**“ darslik-majmuasi yangicha yondashuv asosida yaratildi.

Mazkur darslik-majmua darslik, multimedia ilovasi va o'qituvchi uchun metodik qo'llanmadan iborat bo'lib, 1-sinfqa qadam qo'ygan bolajonlarga taqdim etiladi. Darslik-majmua o'qish, yozuvsiz gapirish va tinglab tushinishni rivojlantirishga mo'ljallangan, topshiriqlar matni faqat o'qituvchilar uchun berilgan bo'lib, bu topshiriqlar bolajonlarni zeriktirib qo'ymaydi, aksincha, fransuz tilini o'rganishda ishtiyoq uyg'otish bilan birga olam-olam quvonch bag'ishlaydi, degan umiddamiz.

Darslik-majmua (o'quvchi darsligi, o'qituvchi uchun metodik qo'llanma va multimedia ilovasi)ni tajriba-sinovdan o'tkazishda ishtirok etgan eksperimentator o'qituvchilarga, Respublika ta'lim markazi Chet tillar bo'limi mutaxassislariga, O'zbekistondagi Fransiya elchixonasiga, „O'qituvchi“ nashriyot-matbaa ijodiy uyi jamoasiga, shuningdek, o'z fikr-mulohazalari va takliflari bilan darslik-majmuaning yaratilishida o'z hissasini qo'shgan taqrizchilarga minnatdorchilik bildiramiz.

Mualliflar

LES PICTOGRAMMES



Ecoute!



Combien de...



Pour les parents



Parle!



Jeu



Associe!



Comptine
Chanson



Colorie!



Qui est-ce?
Qu' est-ce que c'est?

Ordre



Information

Respublika maqsadli kitob jamg'armasi mablag'lari hisobidan chop etildi.

© S.Rahmonov va b.
© «O'qituvchi» NMIU, 2019



Unité 1. Leçon 1. „Présentation“ — „Tanishuv“.

1-vazifa. Mashhur fransuz ertakchisi Charl Perroning „Qizil Qalpoqcha“ ertagidagi qahramonlar: Qizil Qalpoqcha va bo‘ri haqida hikoya qilib, ezgulik yovuzlik ustidan hamisha g‘alaba qilishini gapirib berish.

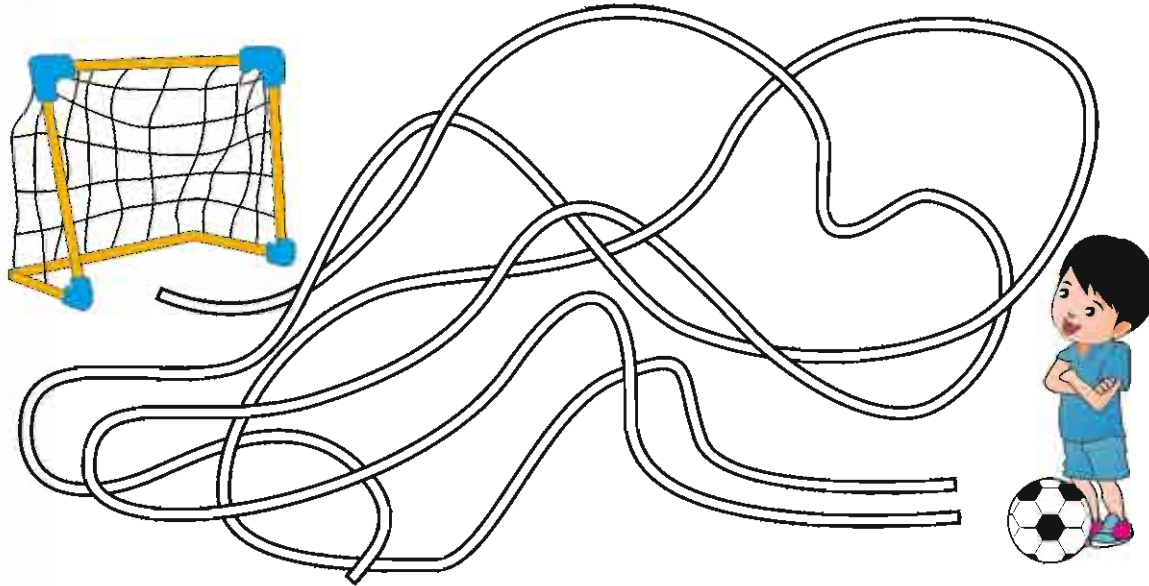
Salut! Bonjour! Ça va!

① Ecoute, répète et joue par paire!



Salut! Bonjour! Ça va!

④ Trouve la bonne ligne!



⑤ Colorie et dis ce qu'ils font!



Unité 1. Leçon 2. „Salut! Bonjour! Ça va?“ — „Salom! Assalomu alaykum! Ahvollar qanday?“

1-vazifa. 1, 2, 3- mashqlar orqali „Salomlashish madaniyati“ to'g'risida so'rash va uni fransuz tilida ifodalash.


2-vazifa. 5-rasmni o'zi yoqtirgan ranglarga bo'yash.

Salut! Bonjour! Au revoir!


① Dis „Au revoir“! Ecoute, répète!



② Dis „Bonjour“ et „Au revoir“!



③ Dis „Bonjour“ et „Au revoir“!




Salut! Bonjour! Au revoir!

4 Ecoute, répète!



5 Colorie!



Unité 1. Leçon 3. „Salut! Bonjour! Au revoir!“ — „Salom! Assalomu alaykum! Xayr!“

1- vazifa. 2, 3- mashqlar orqali yoshlarning kattalar bilan salomlashishi, yoshlarning salomlashishlari va xayrlashishlari qanday ifodalanishini soʻrash.


2- vazifa. 5- rasmni boʻyash.

Je m'appelle...

① Ecoute, répète et présente-toi!



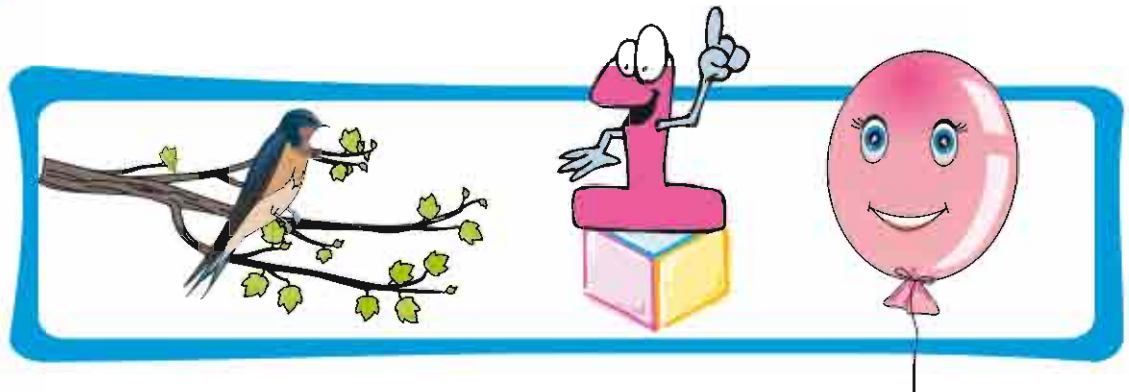
1



② Jeu. Se présenter par paire.



③ Ecoute, répète la comptine!




Je m'appelle ...

④ Ecoute et joue le rôle!



⑤ Compte, colorie et lie avec le nombre 1!



Unité 2. Leçon 1. „Je m'appelle ...“ — „Mening ismim ...“

1- vazifa. 1- mashq misolida salomlashish va tanishishni amalda ko'rsatish.


2- vazifa. 1 dan 3 gacha sanash; salomlashishga oid ashulani aytish. Pufaklarni o'zi yoqtirgan ranglarga bo'yash.

Comment tu t'appelles?

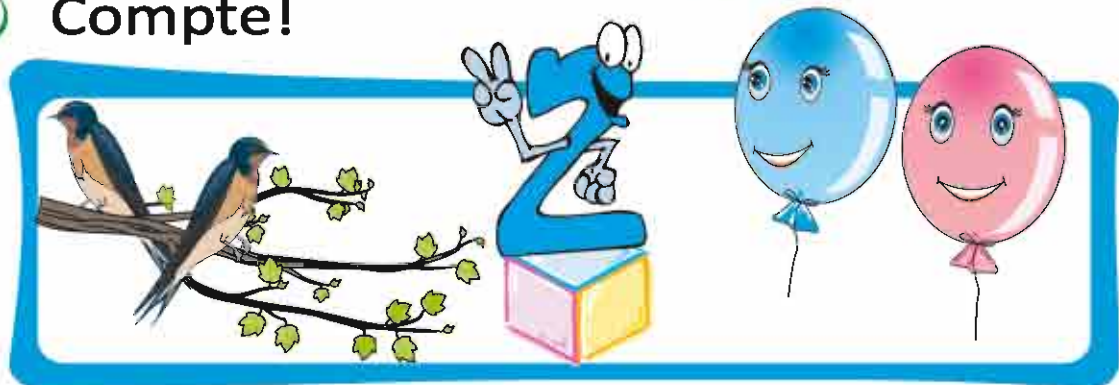
① Ecoute, répète et joue le rôle!



② Jeu. Travail par paire.




③ Compte!

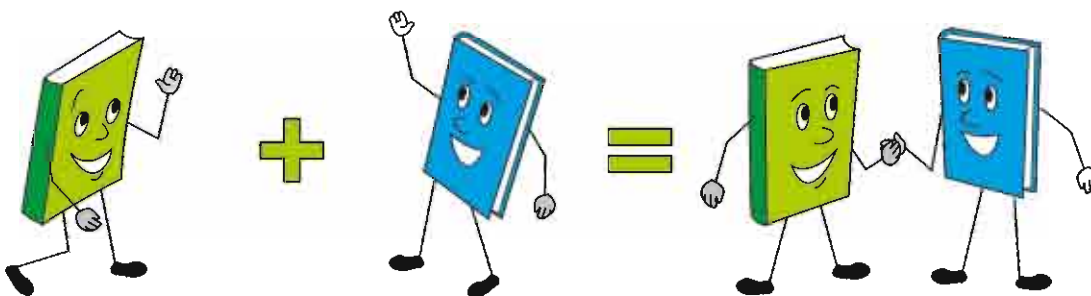



Comment tu t'appelles?

4 Jeu.



5 Compte, colorie!



Unité 2. Leçon 2. „Comment tu t'appelles?“ — „Sening isming nima?“

1-vazifa. 1- mashq mazmunini amalda qo'llash.

2-vazifa. Sanoqqa oid ashulani aytish.

3-vazifa. 5- mashqda berilgan pufaklarni bo'yash.

J'ai trois balles


① Ecoute, répète et dis les nombres!



② Ecoute, répète et joue par paire!



③ Compte!





J'ai trois balles

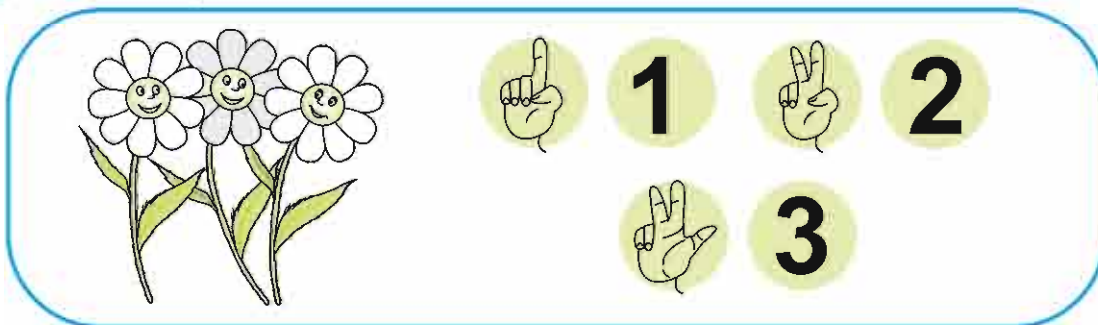
④ Dis le nombre!



⑤ Joue par paire!



⑥ Compte et colorie!



Unité 2. Leçon 3. „J'ai trois balles“ – „Menda uchta koptyok bor“

1-vazifa. 1 dan 3 gacha bo'lgan sonlarni va songa oid ashulani aytib berish.

2-vazifa. 4, 5- mashqlarni 12- betdagi rasmlarga qarab bo'yash.

Où tu habites?


① Ecoute, répète et dis où tu habites!



② Ecoute, répète et dis où tu habites!



③ Compte!



Où tu habites?

④ Ecoute, répète et dis où tu habites!



1



2



6



3

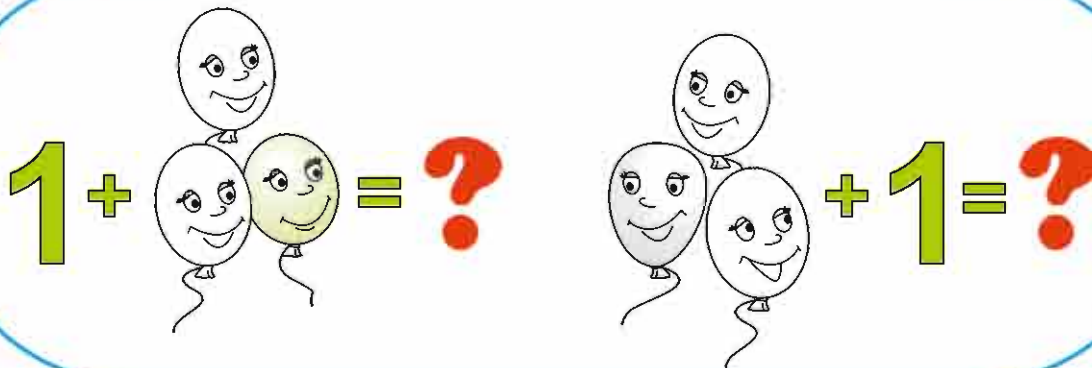


5



4

⑤ Compte et colorie!



Unité 2. Leçon 4. „Où tu habites?“ — „Qayerda yashaysan?“

1-vazifa. O'zini tanishtirish va manzilini aytish.


2-vazifa. 5-mashqda berilgan pufaklarni bo'yash va 1 dan 4 gacha sanab amalni bajarish.

Qui est-ce? C'est...



1 2 3 4 5

- ① Ecoute, répète et réponds!
- ② Ecoute et joue!



- ③ Compte!



Qui est-ce? C'est ...


- ④ Ecoute, répète la chanson „Frère Jacques“!



- ⑤ Ecoute! Réponds! Répète!



- ⑥ Colorie! Joue par paire!



Unité 3. Leçon 1. „Qui est-ce? C'est ...“.— „Bu kim? Bu ...“.

1- vazifa. „Qui est-ce? C'est ...“.— „Bu kim? Bu ...“ iboralaridan foydalanib, oila a'zolarini tanishtirish.


2- vazifa. „Frère Jacques“ ashulasini aytib berish.

3- vazifa. 6-mashqda berilgan rasmni bo'yash.


Comment il(elle) s'appelle?



- ① Ecoute, répète et réponds aux questions!
- ② Ecoute, répète et réponds!



- ③ Ecoute, compte!



Comment il(elle) s'appelle?

- ④ Ecoute, répète la chanson „Frère Jacques“!



- ⑤ Présente ces fillettes!



- ⑥ Ecoute et répète la comptine!



- ⑦ Colorie!



Unité 3. Leçon 2. „Comment il(elle) s'appelle?“ — „Uning ismi nima?“

1-vazifa. „Frère Jacques“ ashulasini aytib berish.

2-vazifa. Oila a'zolarini fransuz tilida tanishtirish.

3-vazifa. 7-mashqda berilgan rasmlarni bo'yash.

Il est ... Elle est ...



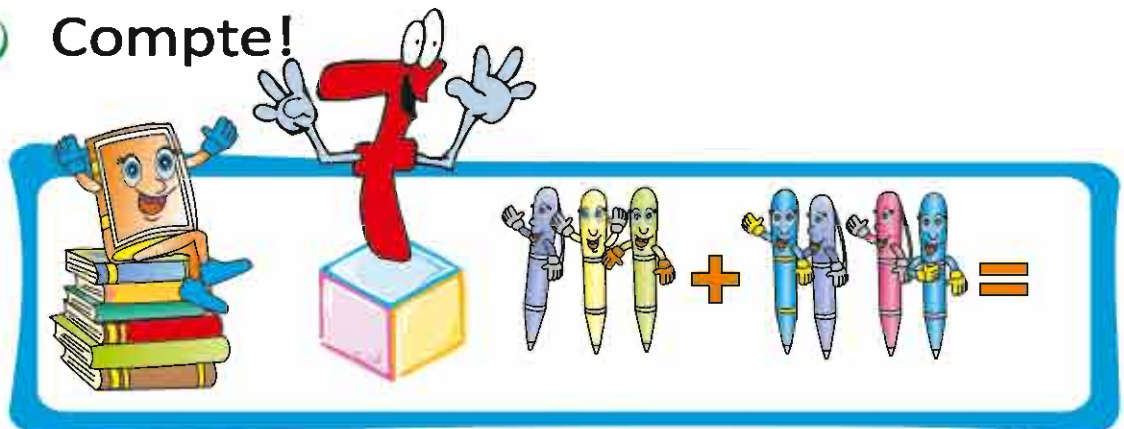
① Ecoute, répète et réponds!



② Ecoute! Répète! Joue le rôle!



③ Compte!



Il est ... Elle est ...




④ Chantons ensemble!



⑤ Présente cette famille!



⑥ Jeu. Compte et lie avec 6 et 7!



Unité 3. Leçon 3. „Il est ..., Elle est ...“ – „U ... “.

1- vazifa. „Frère Jacques“ ashulasini aytib berish.

2- vazifa. Zumradning oilasini tanishtirish.

3- vazifa. 6- mashqda berilgan amalni bajarish va sonlarni o'zi yoqtirgan ranglarga bo'yash.

Ma famille




- ① Ecoute, répète et présente la famille!
- ② Chante la chanson!



- ③ Ecoute et présente cette famille!



- ④ Compte!

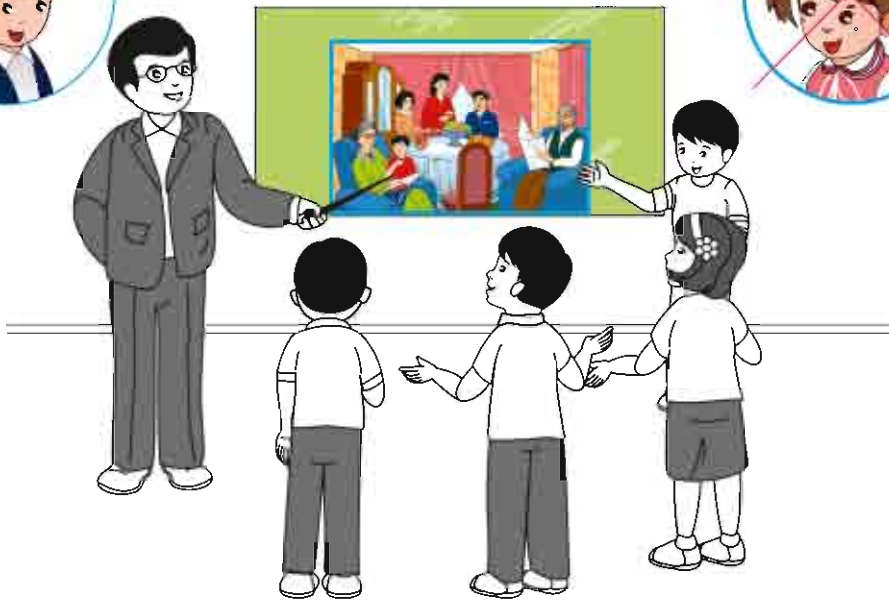


Ma famille

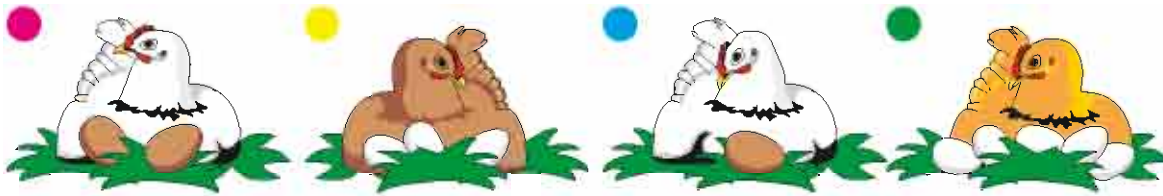
5 Ecoute, répète la chanson!



6 Jeu. „Oui Non ...“.



7 Relie les images!



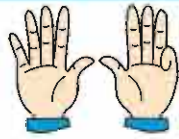
Unité 3. Leçon 4. „Ma famille“ — „Mening oilam“.

1-vazifa. O'rganilgan so'z va iboralardan foydalanib, o'z oilasi haqida fransuz tilida gapirib berish.


2-vazifa. 1 dan 8 gacha sanash.

3-vazifa. 7- mashqda berilgan jo'jalar rasmlarini mos tovuqlar rasmiga chiziqlar yordamida bog'lash.

Où il (elle) habite?



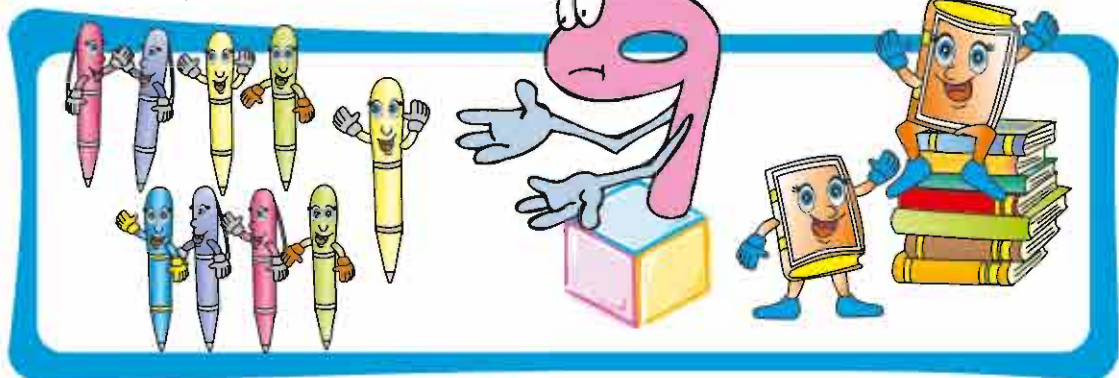
① Ecoute et présente!



② Que dit Marc?



③ Compte!



Où il(elle) habite?


④ Ecoute et lie qui habite où!

OUZBÉKISTAN
Tachkent

Paris
FRANCE

?

⑤ Compte et colorie!



Unité 4. Leçon 1. „Où il(elle) habite? “ — „U qayerda yashaydi?“

1-vazifa. 1 dan 9 gacha sanash.

2-vazifa. Markning uy manzilini aytish.

3-vazifa. 5-mashqda berilgan pufaklarni sanash va o'zi yoqtirgan ranglarga bo'yash.

Mon ami

① Ecoute, répète et présente ton ami!



② Joue par paire!



③ Parle de ton ami. Dis son âge!



Mon ami

④ Joue par paire!



⑤ Colorie!



Unité 4. Leçon 1. „Mon ami“ — „Mening do‘stim“.

1- vazifa. Do‘stlarining ismi, yoshi, yashash manzili to‘g‘risida ma‘lumot berishlarini so‘rash.

2- vazifa. 5- mashqda berilgan „Chol va nabira“ rasmini bo‘yash va bobosiga o‘rtog‘ini monolog tarzida tanishtirib berish.

Mon amie

① Ecoute et présente ton amie!



② Regarde et présente les amies!



Mon amie

3 Fais les dialogues!



4 Ecoute, présente les personnages du livre!



5 Compte et colorie!



Unité 4. Leçon 1. „Mon amie“ — „Mening dugonam“.

1- vazifa. Do'stlarining ismi, yoshi, yashash manzili to'g'risida ma'lumot berishni so'rash.

2- vazifa. 5- mashqda berilgan rasmlarni bo'yash va sonlarni fransuz tilida aytish.




① Ecoute et chante!



② Jeu. Se présenter par paire.

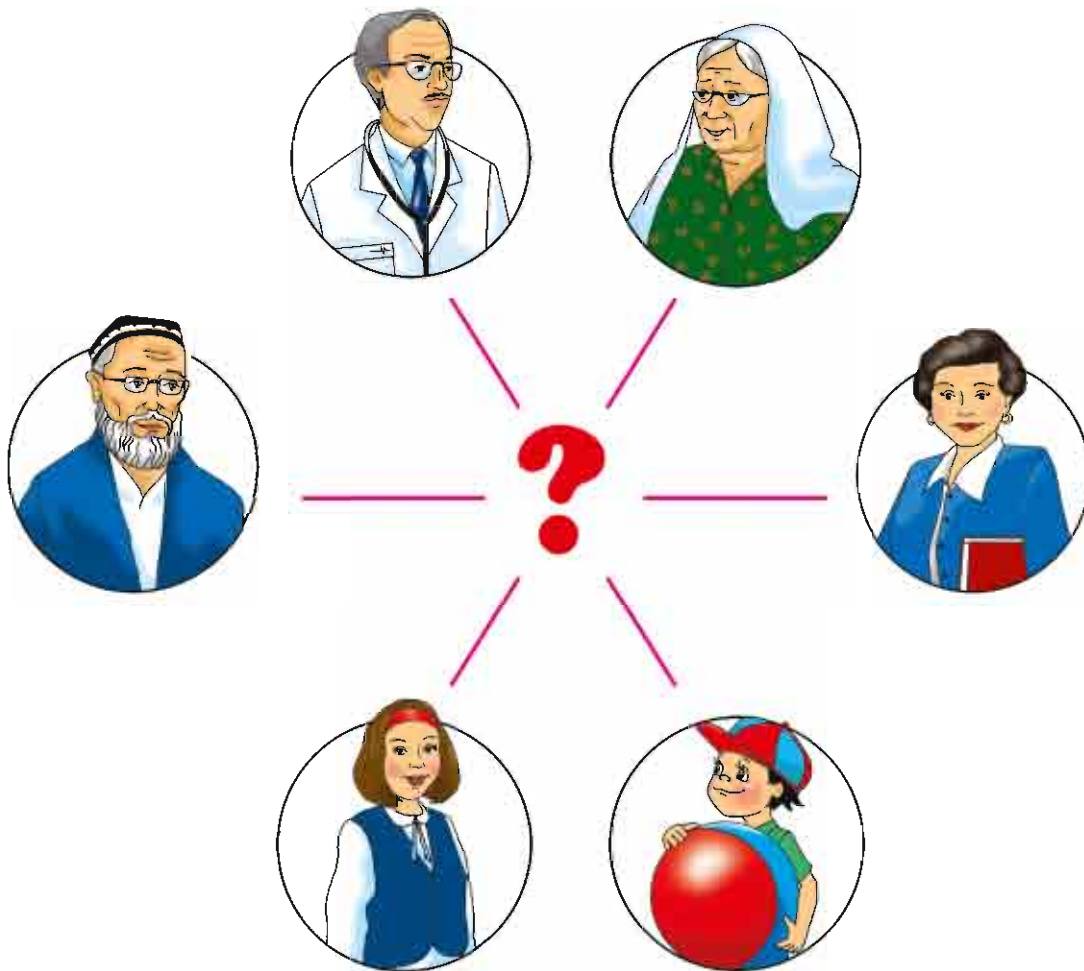


③ Joue par paire!



10

④ Fais le dialogue! Fais les parler!




⑤ Compte!




Quelle est cette couleur?

① Ecoute, répète et apprends les couleurs!




11

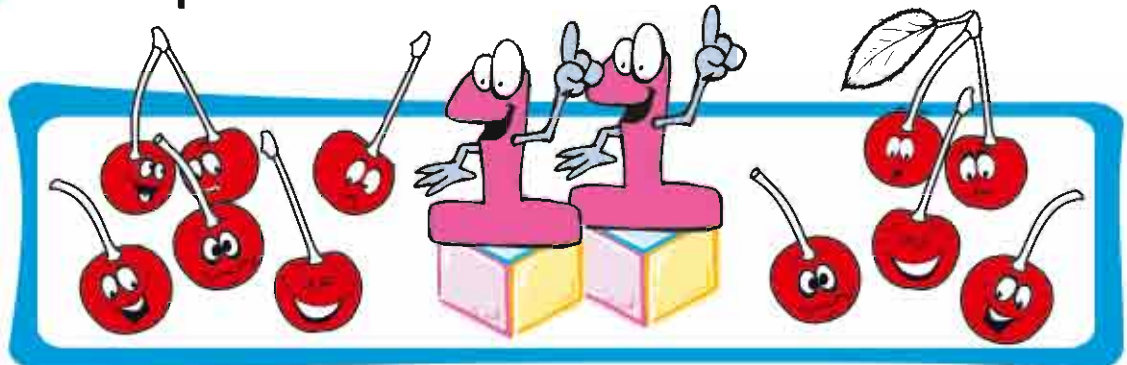
② Dis la couleur des fleurs!



③ C'est le feu.
Que signifie la couleur rouge?



④ Compte les cerises!



Quelle est cette couleur?

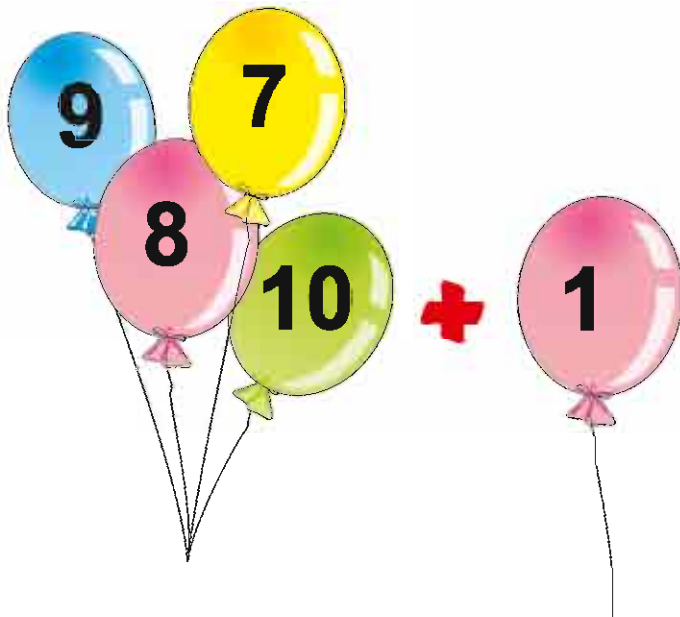
⑤ Colorie la fleur!



⑥ Compte!



⑦ Fais des problèmes!



Unité 5. Leçon 1. „Quelle est cette couleur?“ — „Bu qanday rang?“


1-vazifa. Pufak va gul yaproqlarini sanash.

2-vazifa. Pufaklarning rangini aytish va ularni sanash. Quyoncha va gulning ranglarini aytish va bo'yash.


Les couleurs des objets

① Dis la couleur des drapeaux!

12



② Joue. Ecoute et dis „Oui“ ou „Non“!

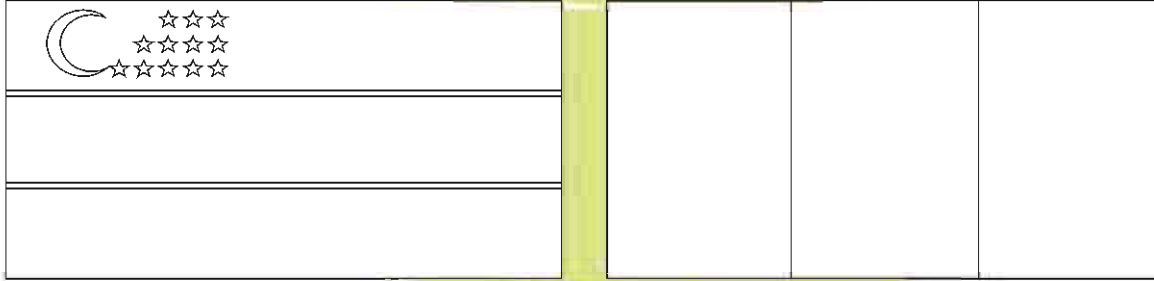


③ Compte (1-12)!

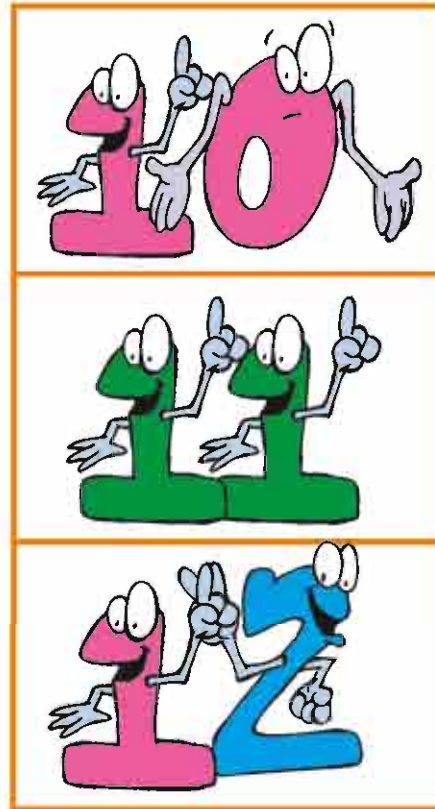


Les couleurs des objets

④ Colorie les drapeaux!



⑤ Dis! Ils sont combien?



Unité 5. Leçon 2. „La couleur des objets “ — „Narsa-buyumlarning rangi“ .

1-vazifa. O'z xonasidagi jihozlarning rangini aytish.


2-vazifa. 4- mashqda berilgan bayroqlarni 34- betda berilgan rasmga qarab bo'yash va ular qaysi davlat bayrog'i ekanini aytish.

3-vazifa. 1 dan 13 gacha bo'lgan sonlarni aytish va ularni farqlay olish.


Qu'est-ce que c'est? C'est ...

13

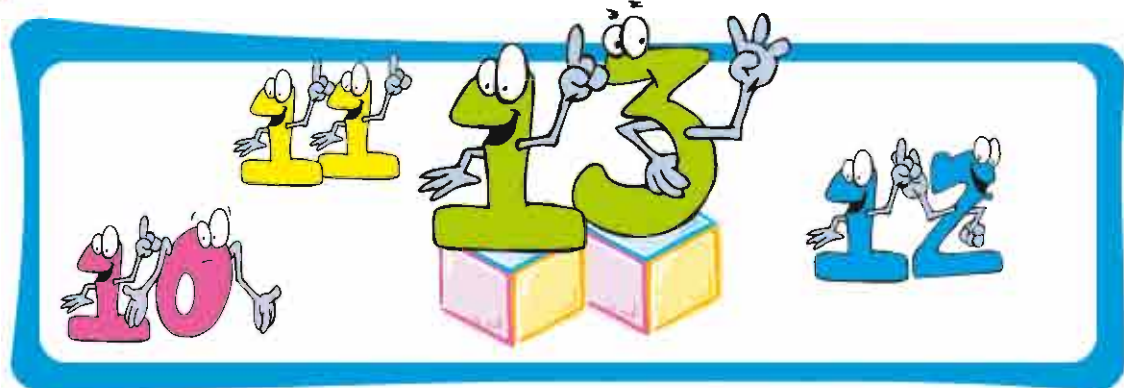
- ① Ecoute, répète et pose des questions!



- ② Réponds à la question „Où est ...?“



- ③ Apprends à compter!




Qu'est-ce que c'est? C'est ...

④ Pose des questions! Colorie!



⑤ Ecoute et réponds aux questions posées!



Unité 6. Leçon 1. „Qu'est-ce que c'est? C'est ...” — „Bu nima? Bu ...”.

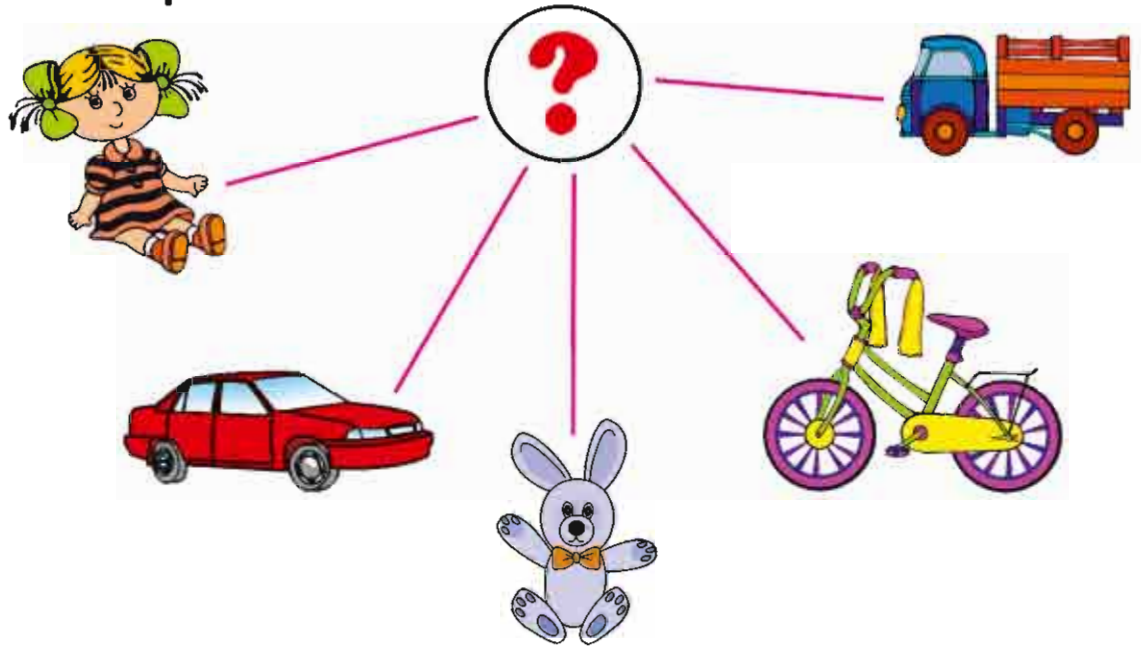
1-vazifa. „Bu kim? Bu... . Bu nima? Bu...” so'roq iboralarini farqlay olish.

2-vazifa. 4-mashqda berilgan rasm va gulni o'rganilgan ranglardan foydalanib bo'yash.

3-vazifa. „Bu nima? Bu...” — „Qu'est-ce que c'est? C'est ...” iborasini qo'llab, o'quv qurollari nomini aytish.

Mes jouets

- ① Ecoute, répète et réponds à la question!



- ② Ecoute! Réponds ce qu'il (elle) a!

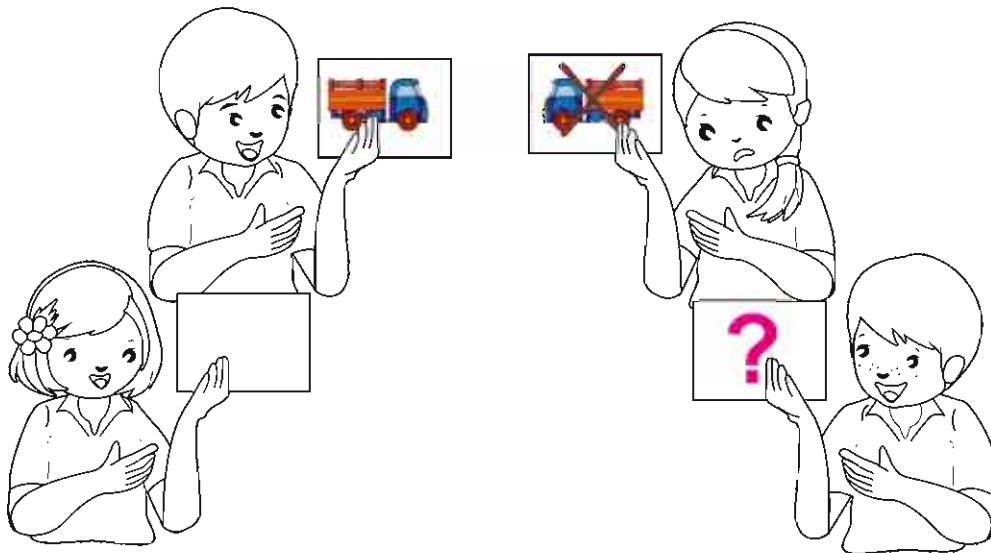


Mes jouets

③ Dis où est le chat!



④ Dis! „Tu aimes
Tu n'aimes pas ... “.



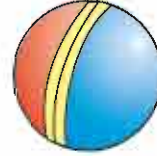
Unité 6. Leçon 2. „Mes jouets “ — „Mening o‘yinchoqlarim“.

1-vazifa. O‘yinchoqlarning nomlarini aytish va uni yoqtirish yoki yoqtirmasligini „J'aime.... Je n'aime pas... “ iboralari orqali ifodalash.

2-vazifa. 4-mashqda berilgan rasmlarni bo‘yash.

J'aime ... Je n'aime pas ...

① Ecoute! Répète et dis!



② Dis! „Tu aimes
Tu n'aimes pas ... “.





③ Fais le dialogue!



J'aime ... Je n'aime pas ...

④ Montre! Quel jouet tu aimes (tu n'aimes pas)?



⑤ Relie les images!




Unité 6. Leçon 3. „J'aime... Je n'aime pas...” — „Menga ... yoqadi. Men ... yoqtirmayman“.

1-vazifa. O'yinchoqlar nomini aytish va yoqtirgan o'yinchoq yoki qo'g'irchog'ini tasvirlash.

2-vazifa. 5- mashqda berilgan rasmlarni mos juftiga chiziqlar yordamida bog'lash.

J'ai ... Tu as ...

① Montre! Dis la couleur!



② Ecoute! Demande! Réponds!




③ Ecoute et réponds!



④ Montre et dis!



⑤ Colorie!




Unité 6. Leçon 4. „J'ai ... Tu as ...“ — „Menda ... bor. Senda ... bor“.

1-vazifa. Portfelni ochib, nechta daftar, qalam, ruchka borligini va ularning rangini aytish.

2-vazifa. 5-mashqda berilgan rasmlarni bo'yash.

J'aime la nature

① Ecoute et répète!




② Joue!



J'aime la nature


③ Colorie!



④ Associe!



⑤ Ecoute et trouve!



Unité 7. Leçon 1. „J'aime la nature“. — „Men tabiatni sevaman“.

1-vazifa. Ota-onalarning farzandlariga tabiatni asrash uchun nima qilish kerakligini tushuntirishlari.

2-vazifa. 3-mashqda berilgan rasmni bo'yash.

En hiver

14

① Demande et dis!



② Ecoute et réponds!



③ Ecoute et répète!



④ Fais le problème!

$6+4=$

$10+4=$

$7+2=$

$9+5=$

⑤ Répète et mémorise!



⑥ Colorie!



Unité 7. Leçon 2. „En hiver“ — „Qishda“.


1-vazifa. O'rganilgan iboralarni qo'llab qishni tasvirlash.

2-vazifa. 5-mashqda berilgan sonlarni sanash.

3-vazifa. 6-mashqda berilgan rasmni bo'yash.

Au printemps

① Regarde et réponds!



② Joue en collectif!





③ Compte!




Au printemps

④ Demande et réponds!



⑤ Trouve la bonne route!



Unité 7. Leçon 3. „Au printemps“ — „Bahorda“.


1- vazifa. O'rganilgan „quyosh charaqlayapti, lola, yomg'ir yog'yapti“ kabi so'z va iboralardan foydalanib, bahor to'g'risida gapirish.

2- vazifa. 5- mashqda berilgan jumboq javobini topish.

3- vazifa. 1 dan 14 gacha sanash.

En été

① Demande et réponds! Montre!




② Décris l'image!



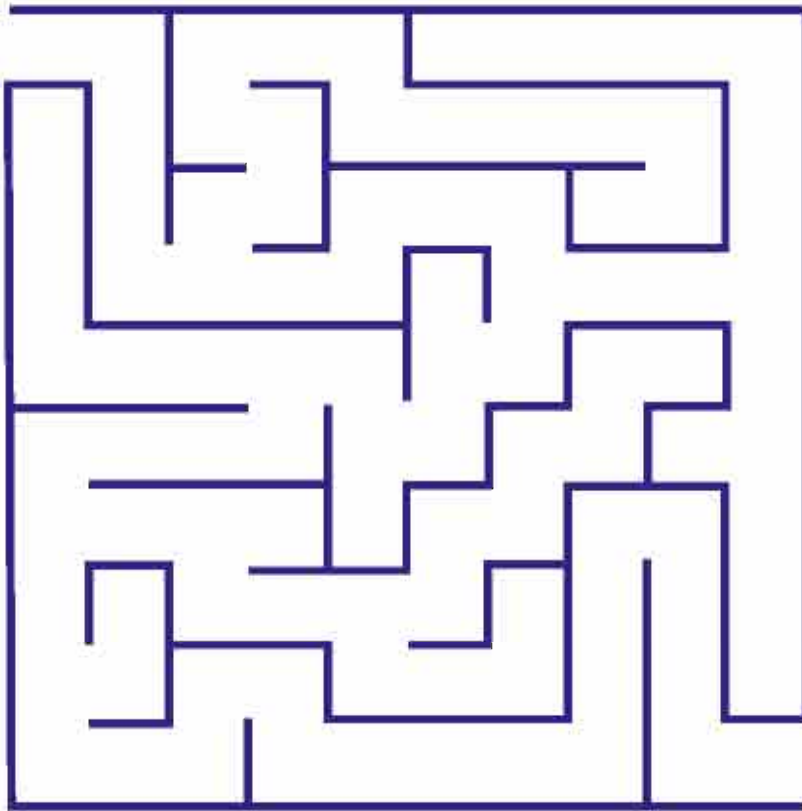
③ Compte!



④ Écoute et réponds!



⑤ Trouve la bonne route!



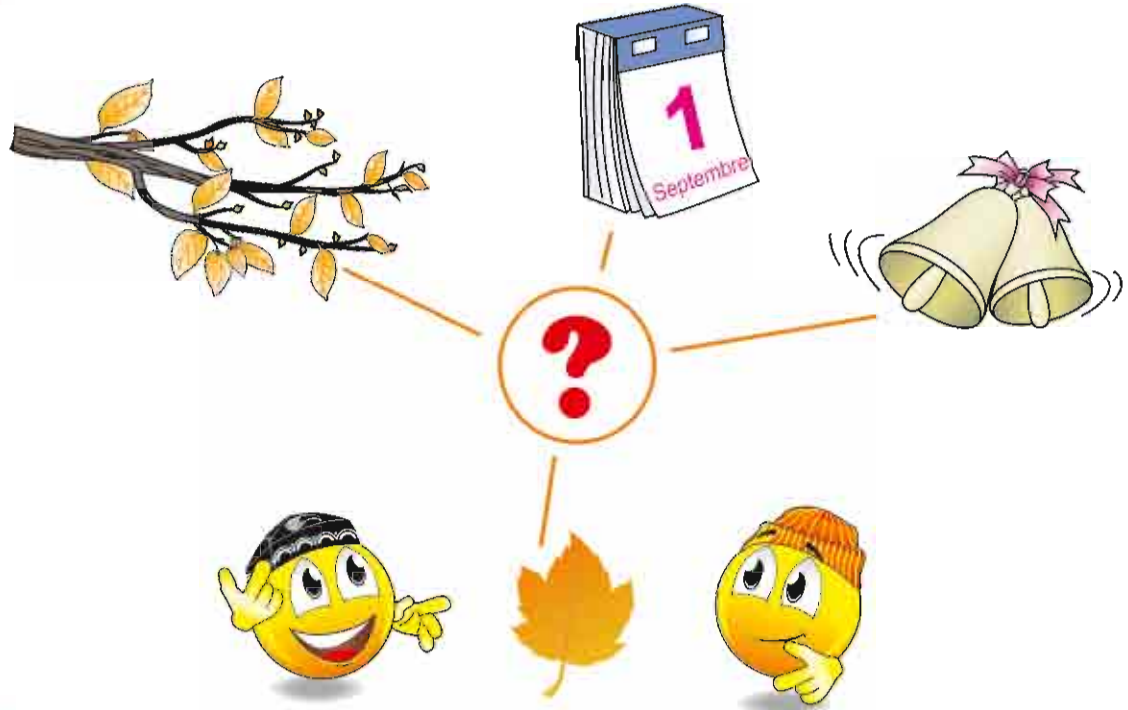
Unité 7 Leçon 4. „En été“ — „Yozda“ .

1-vazifa. O'rganilgan „Issiq bo'lyapti, quyosh charaqlayapti“ kabi iboralarni qo'llab, yozni tasvirlash.

2-vazifa. 5- mashqda berilgan jumboq javobini topish.

En automne

① Ecoute et réponds!



② Décris l'image!

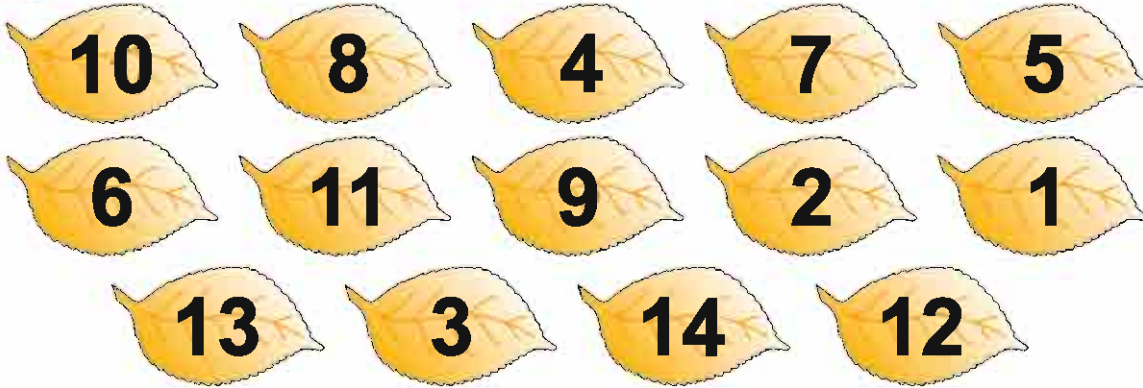


③ Compte!



En automne

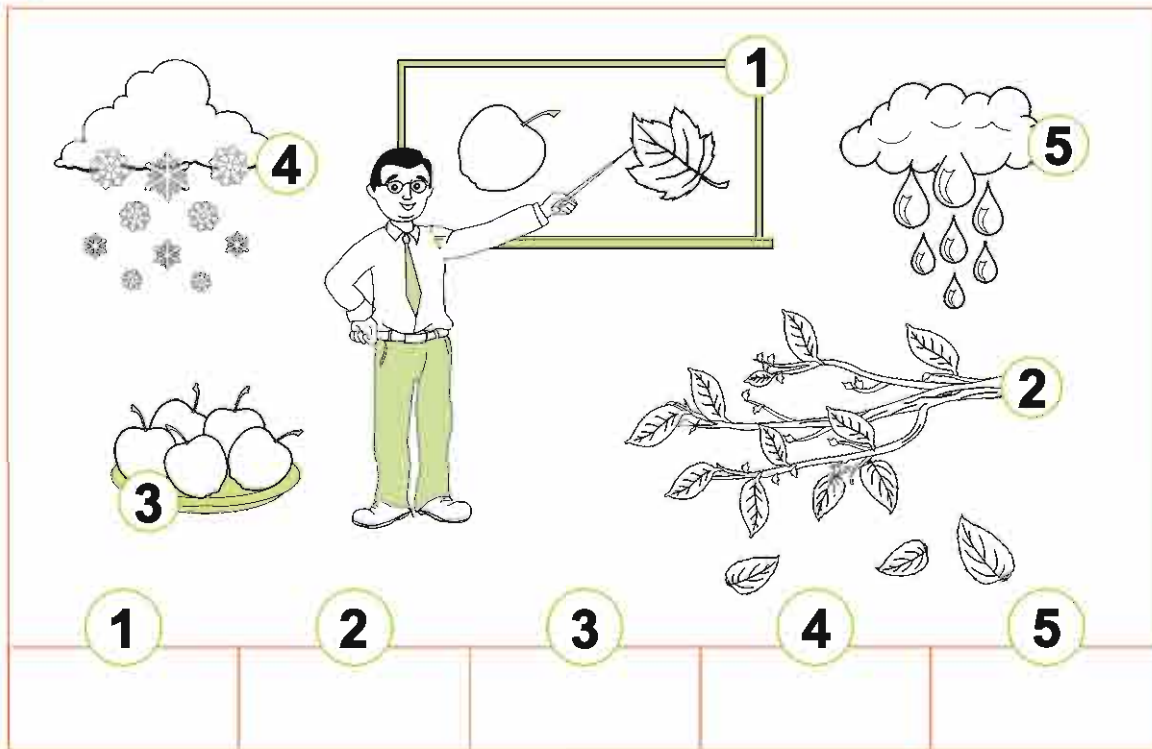
④ Compte!



⑤ Devine! Quelle saison est-ce?



⑥ Colorie!



Unité 7. Leçon 5. „En automne“ — „Kuzda“.

1-vazifa. O'rganilgan „shabada esib turibdi, barglar to'kilyapti“ iboralarini qo'llab kuzni tasvirlash.

2-vazifa. 6-mashqda berilgan rasmlarni mos rangga bo'yash.




① Montre et dis!





② Réponds et dis!



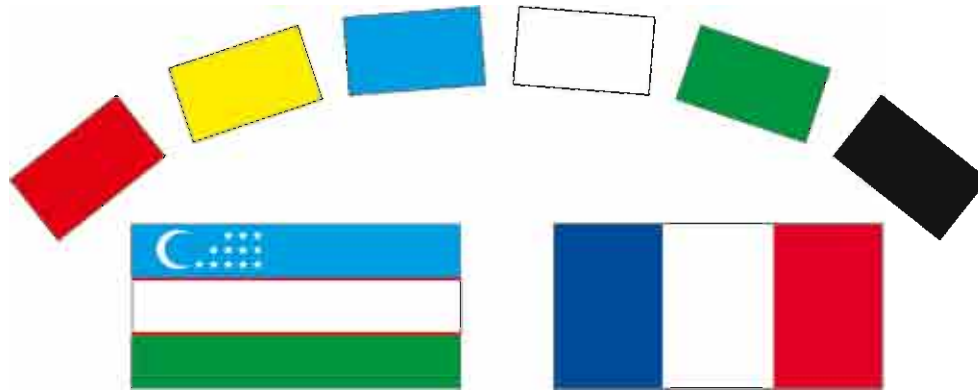
③ Dis! Qui est-ce?



④ Réponds! Qu'est-ce que c'est?



⑤ Dis la couleur des drapeaux!



⑥ Ecoute et montre!



⑦ Compte!

1 2 3 4 5 6 7 8 9 10 11 12 13
13 12 11 10 9 8 7 6 5 4 3 2 1




Parties du corps

① Ecoute et répète!



Parties du corps

2) Montre et parle!



3) Colorie!



Unité 8. Leçon 1. „Les parties du corps“ — „Tana a‘zolari“.

1-vazifa. O‘rganilgan so‘z va iboralardan foydalanib, tana a‘zolari: nechta qo‘l, oyoq, bosh, burun, og‘iz borligini aytish.

2-vazifa. Qo‘g‘irchoq rasmini ta‘riflash va uni bo‘yash.

Mon visage...

① Demande! Combien de ... tu as?

15



② Compte jusqu'à 15!



Mon visage ...

③ Joue!



④ Colorie!



Unité 8. Leçon 2. „Mon visage“ — „Mening yuzim“.

1-vazifa. Barmoqlardan foydalanib, 1 dan 15 gacha sanab berish.


2-vazifa. 4-mashqda berilgan rasmni mos rangga bo'yash.

Tu as combien de ...?

① Ecoute et répète!

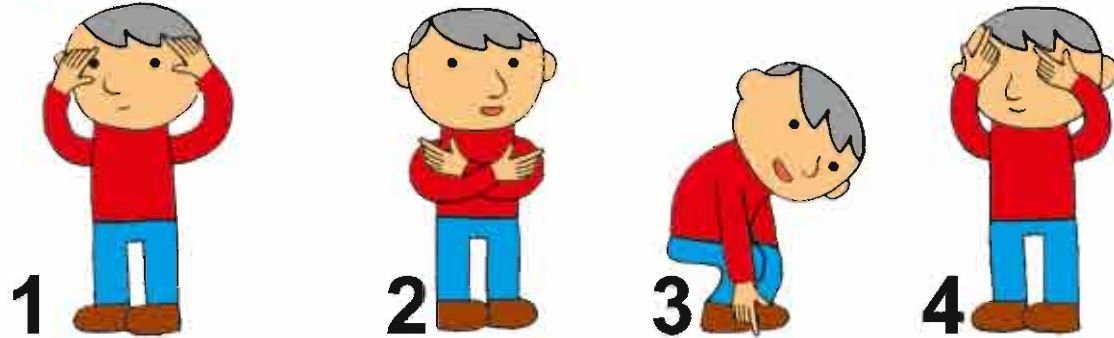


② Ecoute et chante!

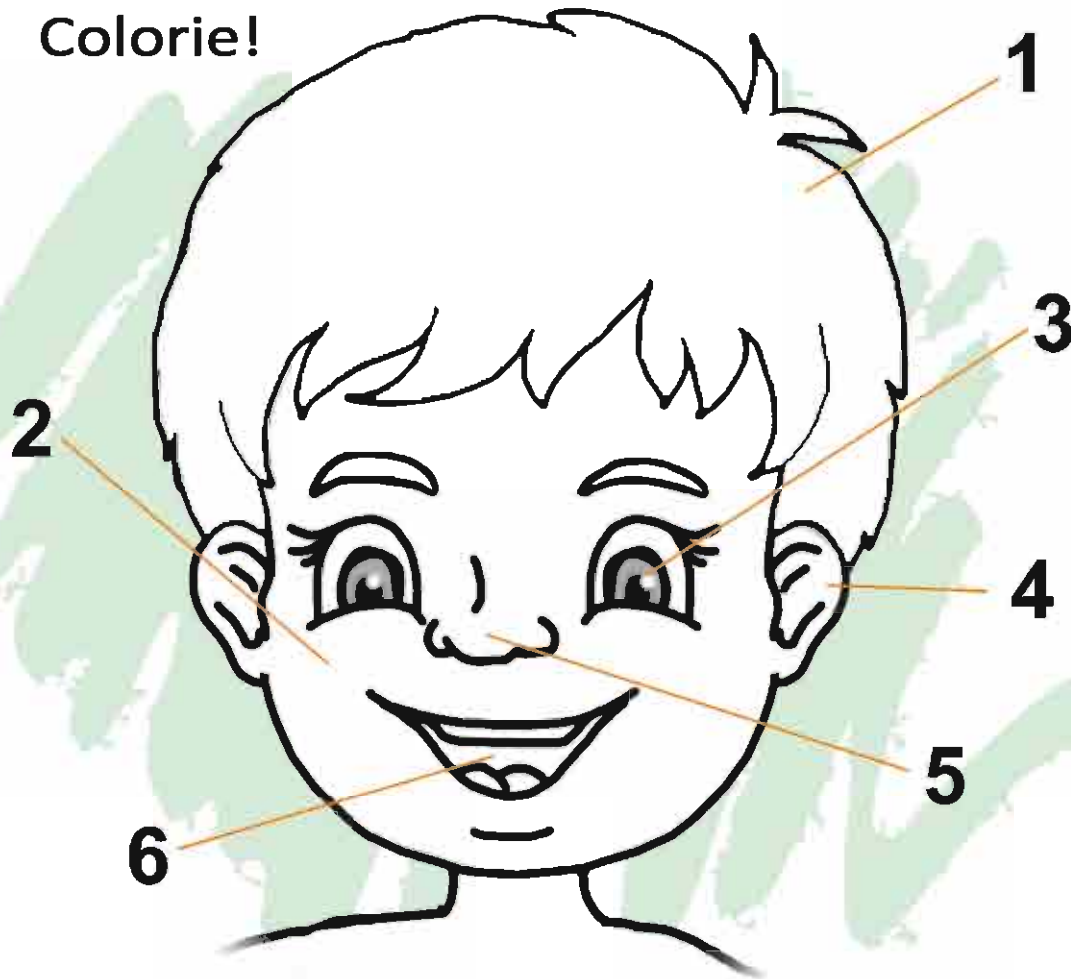


Tu as combien de ...?

③ Chante „Oh! Ma tête!“



④ Colorie!



Unité 8. Leçon 3. „Tu as combien de ... ?“ — „Senda nechta ... bor?“

1-vazifa. „Oh! Ma tête, ma tête!“ ashulasining 1-bandini aytib berish.

2-vazifa. O'zining yuz qismini tasvirlash.

3-vazifa. 5-mashqda berilgan rasmni bo'yash.



C'est mon cartable

16

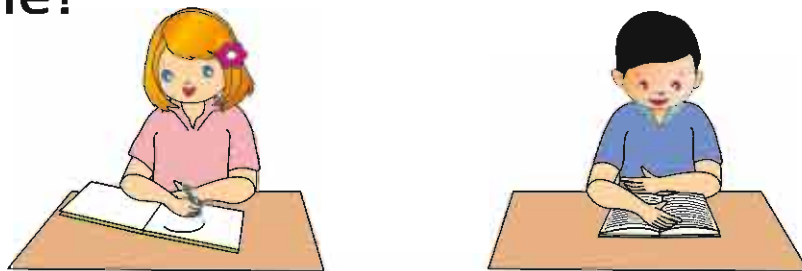
① Ecoute, répète et montre!



② Joue „Zip Zap“!



③ Parle!



④ Compte jusqu'à 16!



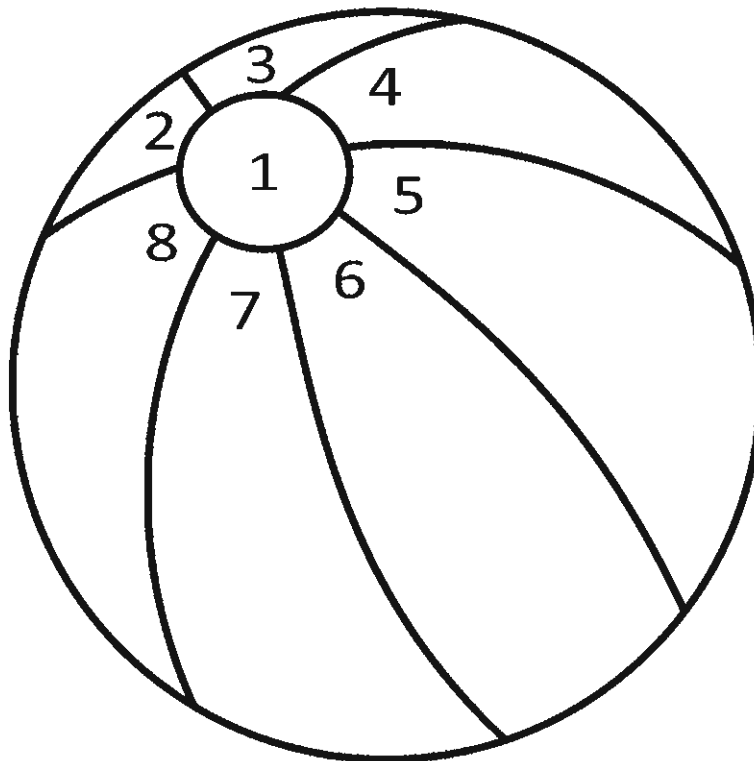
C'est mon cartable

⑤ Dis les noms des objets!



⑥ Colorie la balle!

- 1 
- 2 
- 3 
- 4 
- 5 
- 6 
- 7 
- 8 



Unité 9. Leçon 1. „C'est mon cartable“ — „Mening portfelim“.

1-vazifa. Portfelni ochib, unda nimalar borligini, rangini, sonini aytish. Masalan: „Bu mening chizg'ichim. Mening chizg'ichim och jigarrangda“.

2-vazifa. 6- mashqda berilgan to'p rasmni mos ranglarda bo'yash.

Ma classe

① Ecoute la poésie!



② Nomme les objets!



③ Demande et réponds!

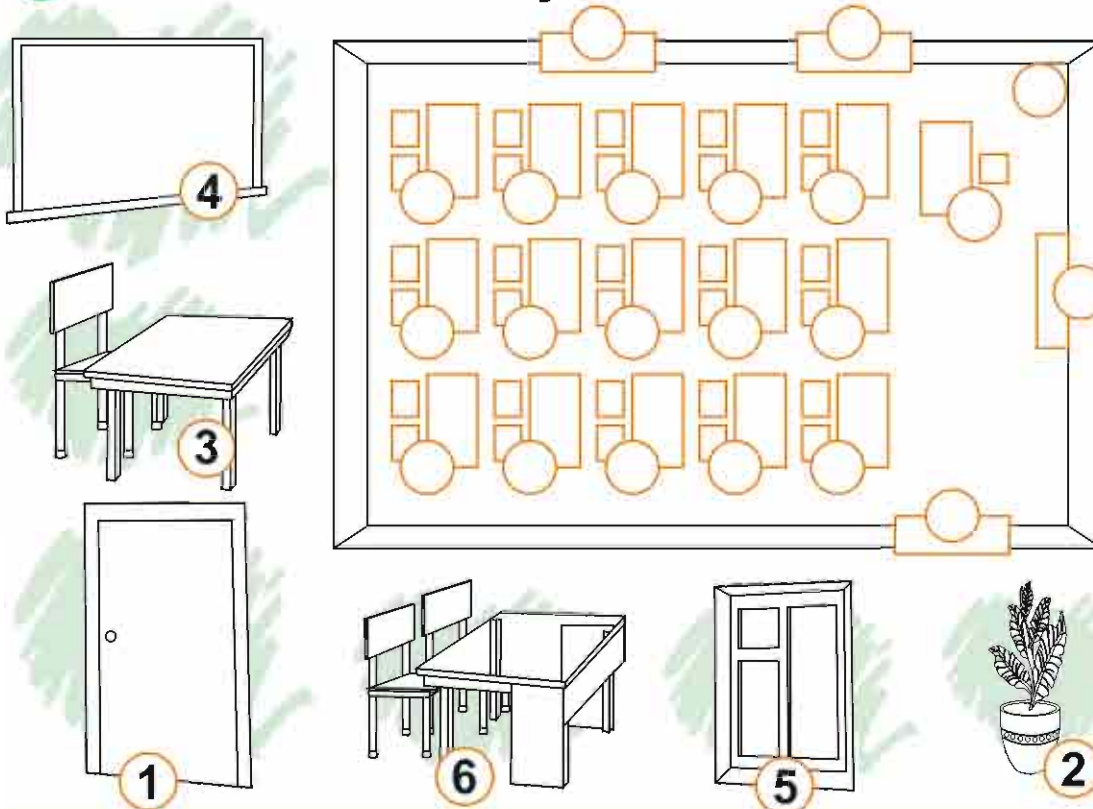


Ma classe

④ Décris la classe!



⑤ Associe les objets!




Unité 9. Leçon 2. „Ma classe“ — „Mening sinfxonam“.

1-vazifa. „J'entre dans ma classe“ she'rini ifodali aytib berish.

2-vazifa. 5-mashqda berilgan rasmlarni bo'yash va ularni raqamlar yordamida o'z o'rniga qo'yish.

Dans la classe il y a ...

① Ecoute et récite la poésie!

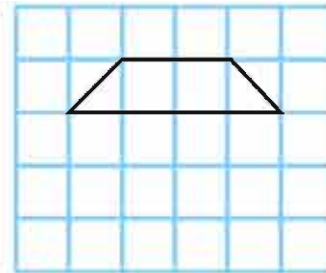
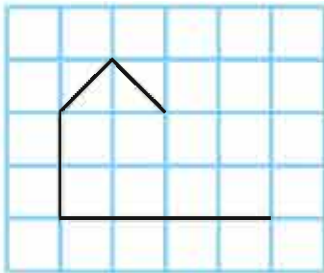




② Joue „Mon cartable!“

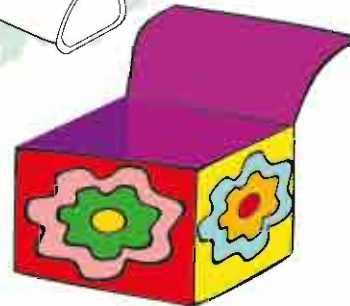
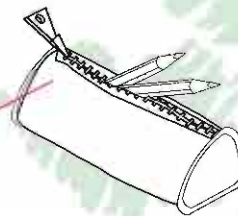
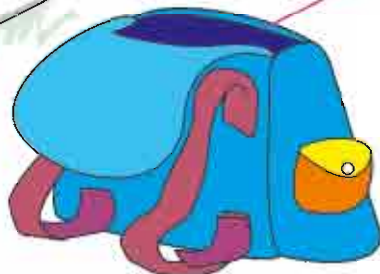
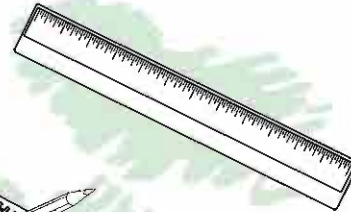
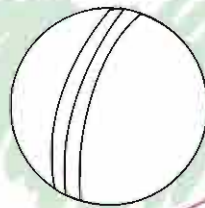
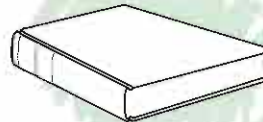
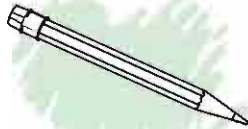


Dans la classe il y a ...

③ Complète les images!



④ Associe les images!




Unité 9. Leçon 3. „Dans la classe il y a ...“. — „Sinfda ... bor“.

1-vazifa. „J'entre dans ma classe“ she'rini ifodali aytib berish.

2-vazifa. O'rganilgan o'quv-qurollari nomlarini aytilish. 4-mashqda berilgan rasmlarni bo'yash va chiziqilar yordamida bog'lash.

A la leçon de français

① Ecoute et imagine la situation!




② Compte! Dis les chiffres!



A la leçon de français

③ Trouve la bonne route!



④ Joue „Montre moi!“



Unité 9. Leçon 4. „A la leçon de français“ — „Fransuz tili darsida“.

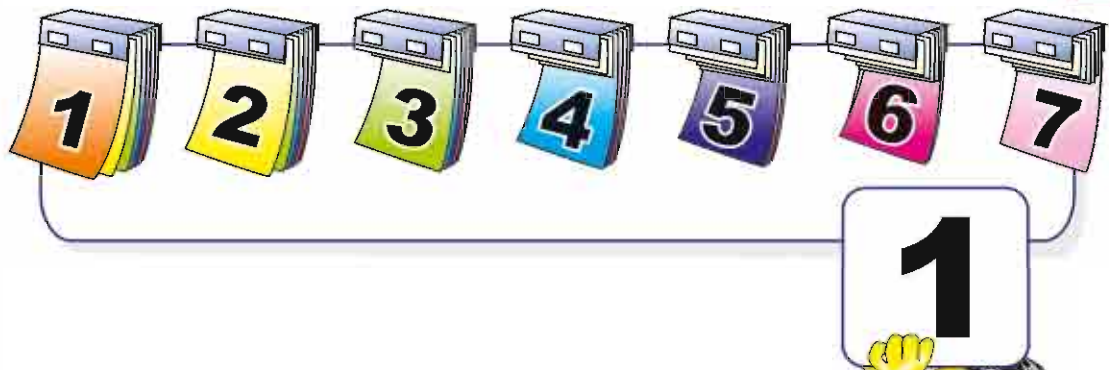
1-vazifa. Sinf xonasida qanday jihozlar borligini va ularning sonini aytish.

2-vazifa. Fransuz tili darsidagi faoliyat haqida so‘rash.


3-vazifa. Sinf jihozlari, xohlagan o‘quv qurollari rasmini chizish.

Jours de la semaine

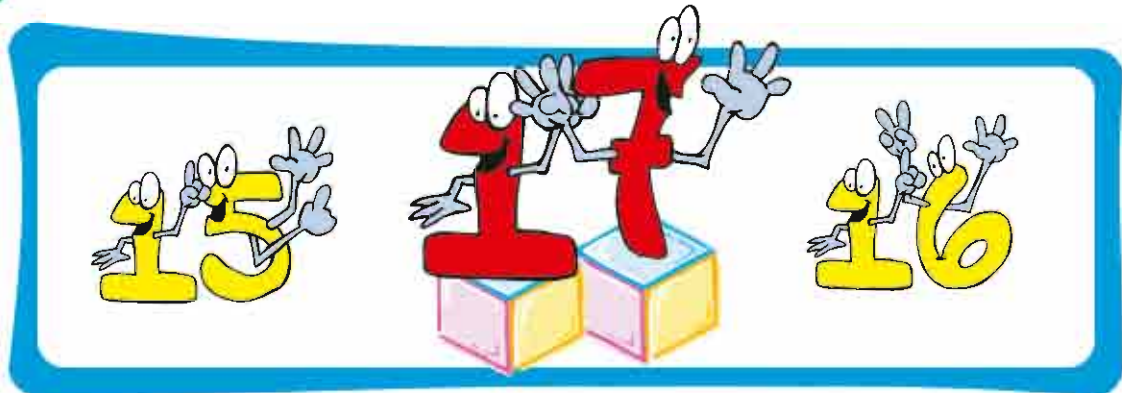
① Ecoute la poésie „Où est Lundi?“ 17



② Joue! C'est quel jour?




③ Prononce les nombres!



Jours de la semaine

④ Colorie et nomme les jours!



Unité 10. Leçon 1. „Les jours de la semaine“ — „Hafta kunlari“ .


1-vazifa. „Où est Lundi?“ she'rining 1-bandini yoddan aytib berish.

2-vazifa. 4-mashqdagi pufaklarni 1-mashqda berilgan hafta kunlariga moslab bo'yash.

3-vazifa. Bir hafta necha kundani iborat ekanini aytib berish.

Jours de la semaine

① Ecoute!



② Décris les images!


1			4
2			5
3			6

Jours de la semaine

③ Regarde et dis!



④ Colorie!



Unité 10. Leçon 2. „Les jours de la semaine“ — „Hafta kunlari“ .


1-vazifa. „Où est Lundi?“ she'rining 2-bandini yoddan aytib berish.

2-vazifa. Hafta kunlarini 1 dan 7 gacha bo'lgan sonlar bilan ifodalash.


3-vazifa. Berilgan hafta kunlarini bo'yash va aytib berish.

J'aime les fruits. Et toi?

① Ecoute la comptine „Pêche, pomme ...“!



② Joue! „Je suis Madame la Pomme ...“!




③ Compte jusqu'à 18!

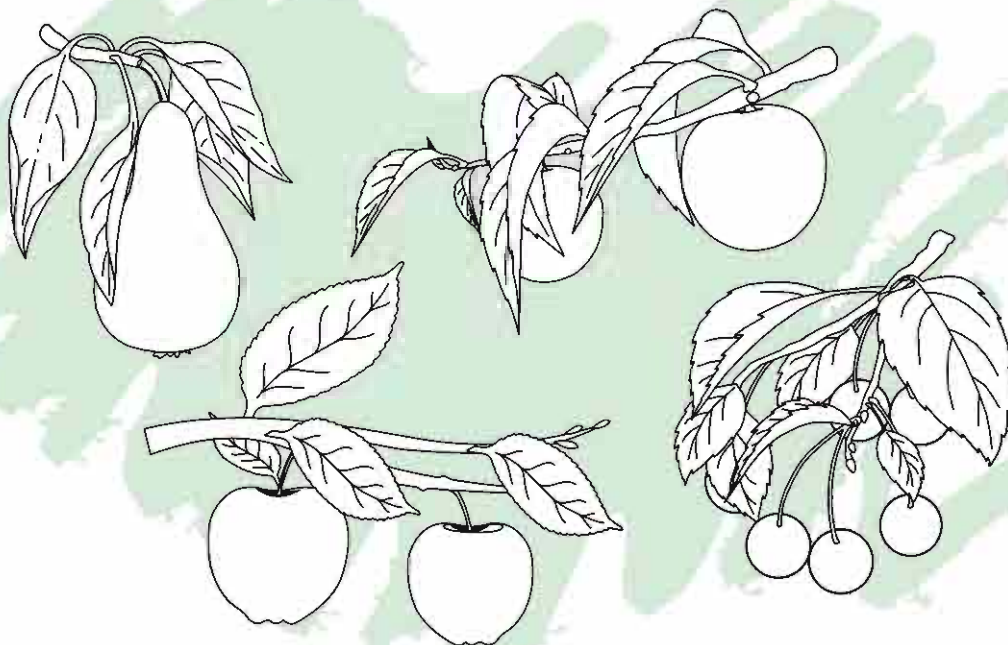


J'aime les fruits. Et toi?

④ Comptine „Pomme, Pêche ...“!



⑤ Colorie!




Unité 11. Leçon 1. „J'aime les fruits. Et toi?“ — „Men mevalarni yoqtiraman. Sen-chi?“

1-vazifa. „Pomme, pêche, ...“ ashulasini yoddan aytib berish.


2-vazifa. 5-mashqda berilgan mevalar rasmini o'ziga mos ranglarga bo'yash.

J'aime les légumes. Et toi?

① Comptine „Pomme, Pêche...“!





② Nomme les légumes!



J'aime les légumes. Et toi?

③ Observe l'image et dis! Vrai ou faux?



④ Colorie!



Unité 11. Leçon 2. „J'aime les légumes. Et toi?“ — „Men sabzavotlarni yoqtiraman. Sen-chi?“

1-vazifa. 4-mashqda berilgan quyoncha rasmini bo'yash.

2-vazifa. Quyoncha yoqtirgan sabzavot nomini aytish.


J'aime ... Je n'aime pas ...

① Joue „J'aime ...“, „Je n'aime pas ...!“

19



② Nomme et dis la couleur!




③ Compte jusqu'à 19!



J'aime ... Je n'aime pas ...

④ Joue et colorie!



Unité 11. Leçon 3. „J'aime ... Je n'aime pas ... “ — „Menga ... yoqadi. Men ... yoqtirmayman“.

1-vazifa. Mevalar to'g'risidagi she'rni to'liq yoddan aytish.

2-vazifa. 4-mashqda berilgan meva va sabzavotlarni o'ziga mos rangga bo'yash.

3-vazifa. Qaysi meva va sabzavotlarni yoqtirish yoki yoqtirmasligini aytish.

Oh! Que c'est délicieux!

① Ecoute et répète!




② Décris l'image!




Oh! Que c'est délicieux!

③ Ecoute et fais le dialogue!



④ Relie les images!



Unité 11. Leçon 4. „Oh! Que c'est délicieux!“ — „Oh! Qanday mazali!“

1-vazifa. Qovun va tarvuz nomini va ularning rangini fransuz tilida aytish.

2-vazifa. 4- mashqda berilgan meva rasmlarini mos bo'laklariga chiziq yordamida bog'lash.

3-vazifa. „Oh! Que c'est délicieux!“ — „Oh! Qanday mazali!“ iborasi qaysi rasmga mosligini aytish.

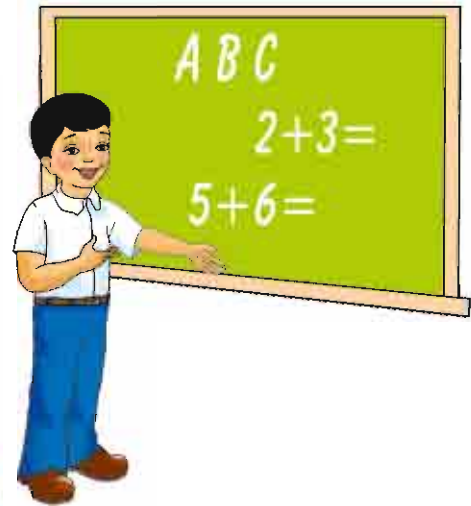
Chaque jour, je ...

① Ecoute et répète!

20



② Regarde et dis!




③ Fais le problème!



$$10+10=$$

Chaque jour, je ...

- ④ Observe et explique les gestes!
Colorie!



- ⑤ Joue! „Vrai ou faux?“



Unité 12. Leçon 1. „Chaque jour je ... “ — „Har kuni men ...“.


1-vazifa. Rasmlarda qanday faoliyat turlari ko'rsatilganini fransuz tilida aytish.

2-vazifa. 1 dan 20 gacha sanash.


3-vazifa. 4-mashqda berilgan rasmlarni bo'yash.

Consignes de classe

① Ecoute et répète!

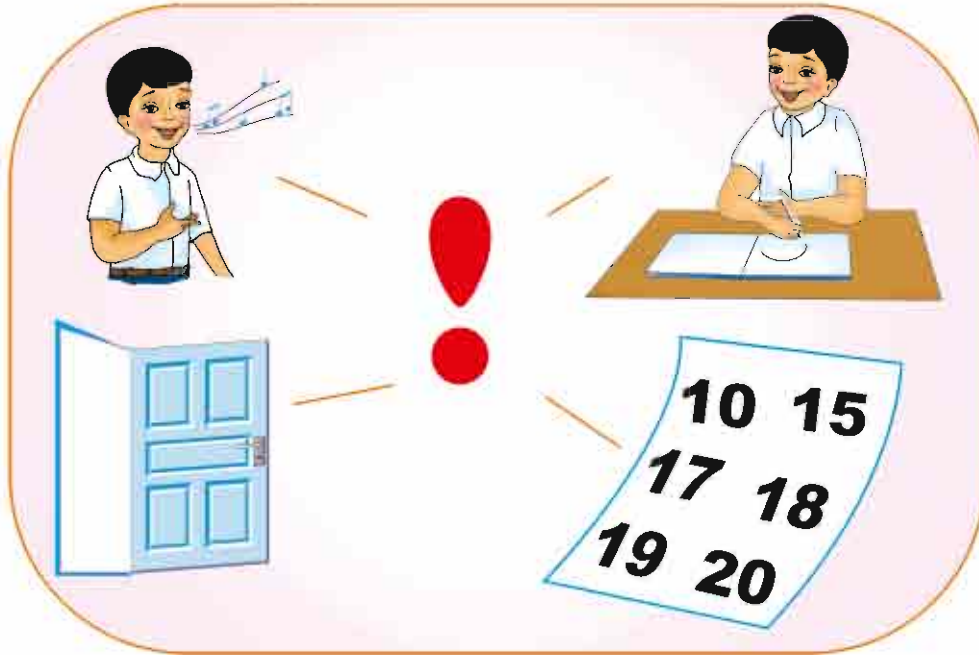


② Fais les ordres du maître! Pause gymnastique!




Consignes de classe

③ Joue „Jacques a dit“!



④ Colorie!



Unité 12. Leçon 2. „Consignes de classe“ — „Darsda qo‘llaniladigan iboralar“ .

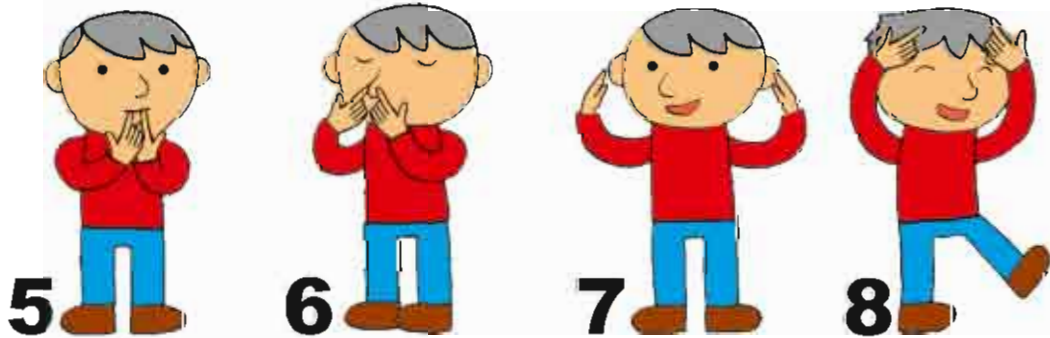
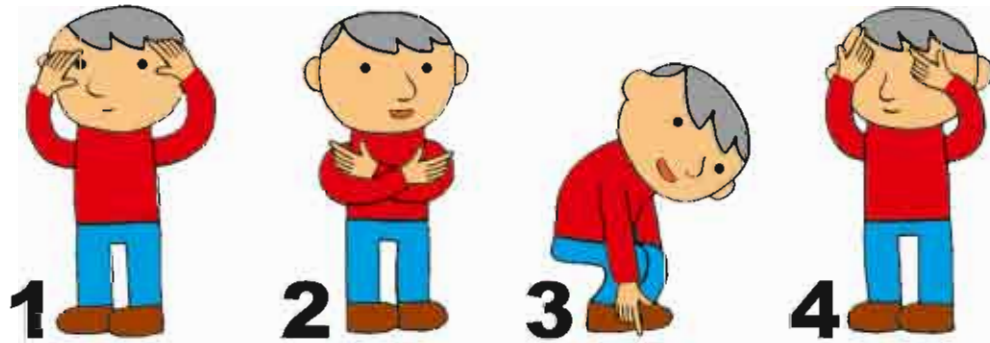
1-vazifa. 1 dan 20 gacha bo‘lgan sonlarni fransuz tilida sanab berish.

2-vazifa. 4-mashqda berilgan smaylik va o‘quv jihozlarini bo‘yash. Ularning nomlarini fransuz tilida aytish.

① Ecoute et chante!




② Chante!



3 Regarde et dis!



4 Colorie!



Animaux domestiques

21

① Ecoute et répète!



② Ecoute et montre!



③ Fais le problème!



$$11 + 10 =$$

Animaux domestiques

- ④ Ecoute la chanson
„Mon chat, mon petit chat“!



- ⑤ Colorie!



Unité 13. Leçon 1. „Animaux domestiques“ — „Uy hayvonlari“ .

1-vazifa. 10 dan 21 gacha bo'lgan sonlarni fransuz tilida sanab berish.


2-vazifa. 1-mashqda berilgan rasimga qarab o'rgangan „Mon chat“ she'rini yoddan aytish.

3-vazifa. 5-mashqda berilgan tuya rasmini bo'yash.

Animaux sauvages

22

① Observe l'image et nomme!



② Regarde et dis!



③ Compte jusqu'à 22!




Animaux sauvages

④ Colorie!



⑤ Relie les images!



Unité 13. Leçon 2. „Animaux sauvages“ — „Yovvoyi hayvonlar“.

1-vazifa. 20, 21 va yangi o'rganilgan 22 sonini fransuz tilida aytish va sanash.

2-vazifa. 4-mashqdagi rasmni bo'yash.

3-vazifa. 5-mashqda berilgan jonivorlar rasmlarini ular yoqtirgan yemishlar rasmlariga bog'lash.

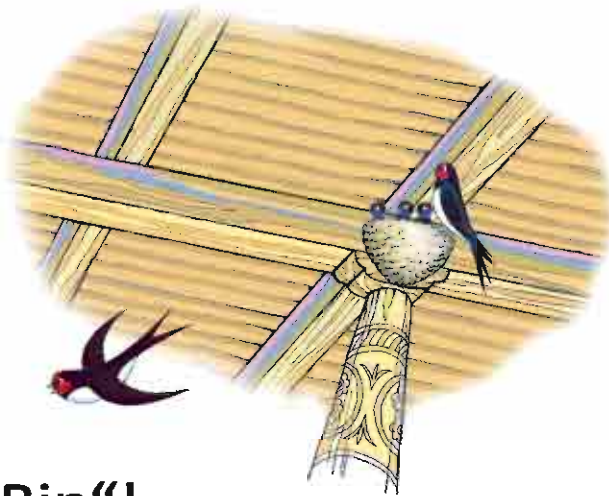
Les oiseaux sont nos amis

23


① Ecoute, répète et nomme!



② Décris la couverture!

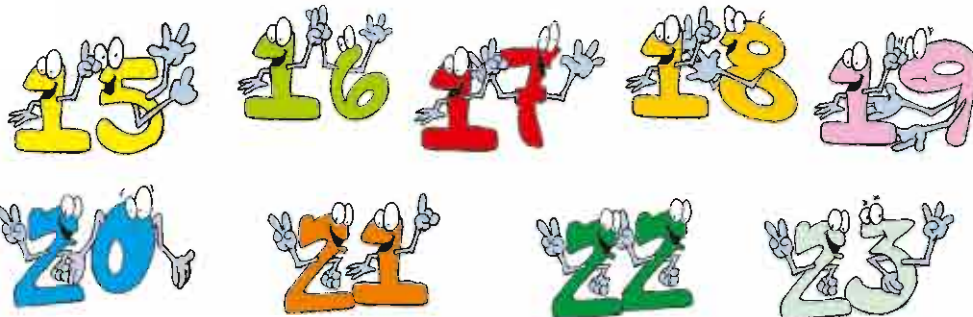


③ Joue „Bip“!




Les oiseaux sont nos amis

④ Compte jusqu'à 23!



⑤ Relie les images!



Unité 13. Leçon 3. „Les oiseaux sont nos amis“. — „Qushlar — bizning do‘stimiz“.

1-vazifa. 4-mashqqa qarab, berilgan sonlarni sanab berish.

2-vazifa. 5-mashqda berilgan rasmlarni chiziqqlar yordamida bog‘lash.

J'aime ... Je n'aime pas ...

24

① Regarde et écoute!



② Joue la scène!



③ Diffère!




④ Compte jusqu'à 24!


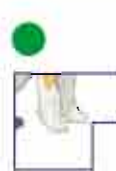
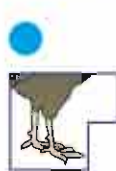
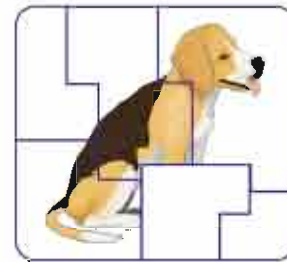
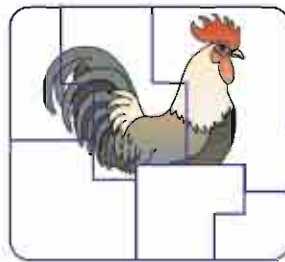

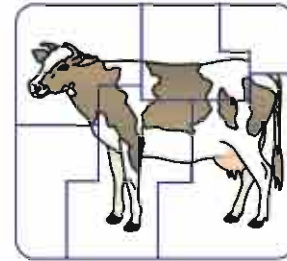
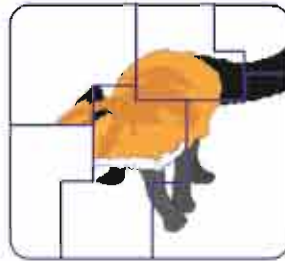
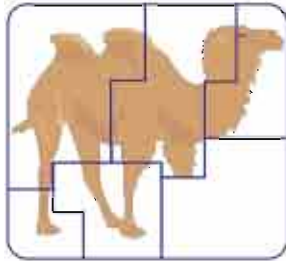


J'aime... Je n'aime pas...

5 Colorie!



6 Relie les images!



Unité 13. Leçon 4. „J'aime Je n'aime pas ... “ — „Yaxshi ko'raman. Yoqtirmayman“.

1-vazifa. 4-mashqda berilgan 20 dan 24 gacha bo'lgan sonlarni sanab berish.

2-vazifa. Oldingi darslarda o'rganilgan ranglarni eslab, 5-mashqda berilgan mushuk rasmini bo'yash.

3-vazifa. 6-mashqda berilgan rasm bo'laklarini mos rasmlarga chiziqlar yordamida bog'lash.

Zoumrad et Kimmat

25

① Regarde, écoute et réponds!



② Joue la scène!



③ Observe et dis!



④ Jeu d'après les chiffres!



Zoumrad et Kimmat

5 Décris les personnages!



6 Associe!



7 Colorie et associe!



Unité 14. Leçon 1. „Zoumrad et Kimmat“ — „Zumrad va Qimmat“.

1-vazifa. 4-mashqda berilgan sonlarni ota-onalarga yoddan aytib berish.

2-vazifa. 6-mashqda berilgan ertak qahramonlari nomini aytilish.

3-vazifa. 7-mashqda berilgan sehrgar kampirning sandiqlarini bo'yash.

Le Petit Chaperon Rouge

① Observe, écoute et présente!

26



② Ecoute et montre l'image!



③ Compte jusqu'à 26!



Le Petit Chaperon Rouge

④ Colorie!



⑤ Décris l'image!



⑥ Dis! „J'aime... . Je n'aime pas...“.



Unité 14. Leçon 2. „Le Petit Chaperon Rouge“ — „Qizil Qalpoqcha“.


1-vazifa. 3-mashqda berilgan 20 dan 26 gacha bo'lgan sonlarni ota-onalarga yoddan aytib berish.

2-vazifa. O'rganilgan ranglarni eslab 4-mashqda berilgan rasmni bo'yash.

3-vazifa. Ertak qahramonlari nomini va qaysi ertak qahramonlarini yoqtirish yoki yoqtirmasligini aytish.



① Joue „Jacques a dit“!



② Chante la chanson „Frère Jacques“!



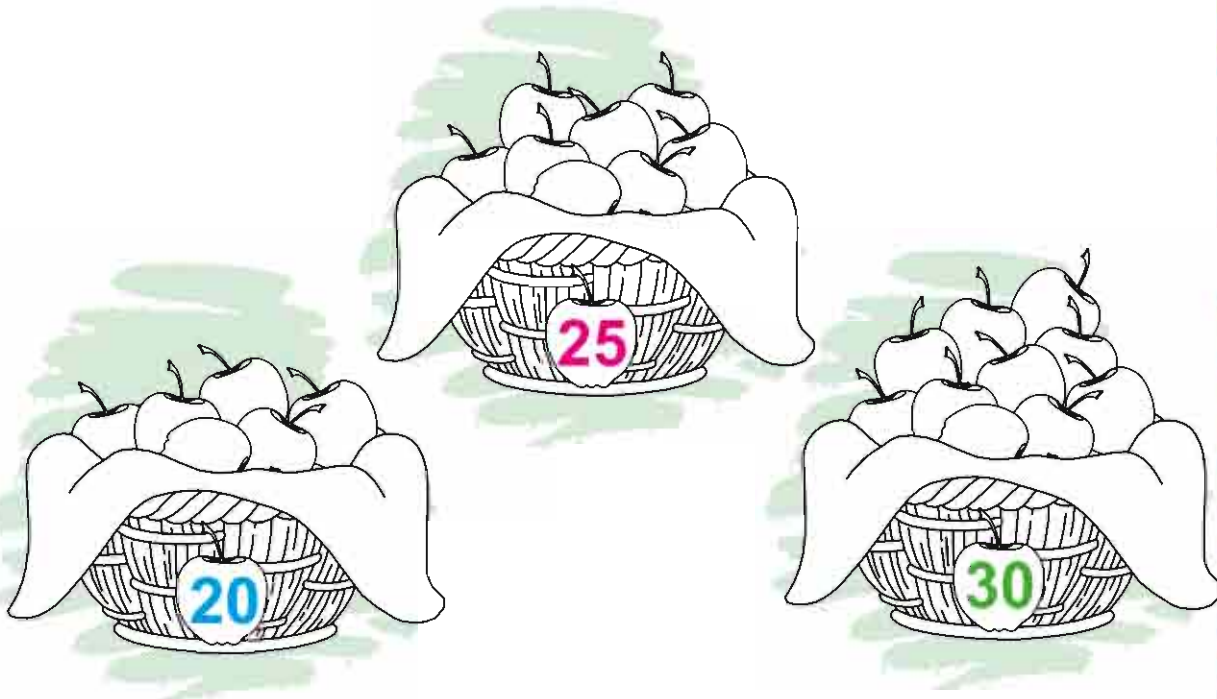
3 Observe et parle!



4 Regarde et parle!



5 Colorie!



Tables de matières

Unités	Leçons	Thèmes	Pages
1	Salutation		3-7
	1	Présentation	3
	2	Salut! Bonjour! Ça va!	4-5
	3	Salut! Bonjour! Au revoir!	6-7
2	Se présenter		8-15
	1	Je m'appelle	8-9
	2	Comment tu t'appelles?	10-11
	3	Tu as quel âge?	12-13
	4	Où tu habites?	14-15
3	Famille		16-23
	1	Qui est-ce ? C'est ...	16-17
	2	Comment il(elle) s'appelle ?	18-19
	3	Il est ... Elle est ...	20-21
	4	Ma famille	22-23
4	Mon ami(e)		24-29
	1	Où il (elle) habite ?	24-25
	2	Mon ami	26-27
	3	Mon amie	28-29
1	Bilan		30-31
5	Couleurs		32-53
	1	Quelle est cette couleur ?	32-33
	2	Les couleurs des objets	34-35
6	Jouets		36-43
	1	Qu'est-ce que c'est ? C'est ...	36-37
	2	Mes jouets	38-39
	3	J'aime ... Je n'aime pas ...	40-41
	4	J'ai ... Tu as ...	42-43
7	Environnement		44-53
	1	J'aime la nature	44-45
	2	En hiver	46-47
	3	Au printemps	48-49
	4	En été	50-51
	5	En automne	52-53
2	Bilan		54-55

8	Parties du corps		56-61
	1	Parties du corps	56-57
	2	Mon visage	58-59
	3	Tu as combien de ... ?	60-61
9	Dans la classe		62-69
	1	C'est mon cartable	62-63
	2	Ma classe	64-65
	3	Dans la classe il y a ...	66-67
	4	A la leçon de français	68-69
10	Jours de la semaine		70-73
	1	Jours de la semaine	70-71
	2	Jours de la semaine	72-73
11	Fruits et légumes		74-81
	1	J'aime les fruits. Et toi?	74-75
	2	J'aime les légumes. Et toi?	76-77
	3	J'aime... Je n'aime pas...	78-79
	4	Oh ! Que c'est délicieux!	80-81
12	Qu'est-ce que je peux faire?		82-85
	1	Chaque jour, je...	82-83
	2	Consignes de classe	84-85
3	Bilan		86-87
13	Animaux. Oiseaux		88-95
	1	Animaux domestiques	88-89
	2	Animaux sauvages	90-91
	3	Les oiseaux sont nos amis	92-93
	4	J'aime ... Je n'aime pas ...	94-95
14	Le monde des contes		96-99
	1	Zoumrad et Kimmat	96-97
	2	Le Petit Chaperon Rouge	98-99
4	Bilan		100-101
Tables de matières			102-103

81.2 Fr F88 **Hirondelle 1: Fransuz tili [Matn] :**
1- sinf darsligi / S. Rahmonov [va boshq.]
7- nashri. – Toshkent : „O‘qituvchi“ NMIU, 2019. – 104 b.

ISBN 978-9943-22-339-4

UO‘K: 811.133.1(075.2)

KBK 81.2 Fr

SAID RAHMONOV, ABDURAHIM NOSIROV,
SHODIYOR NISHONBOYEV, O‘KTAM TOSH XO‘JAYEVA
ERKINOY XUDOYBERGANOVA, SAYYORA UMAROVA,
INOBAT MATNIYOZOVA

1
Hirondelle
Méthode de français
Livre de l'élève

*Ta‘lim o‘zbek va qardosh tillarda olib boriladigan
maktablarning 1- sinfi uchun darslik*

7- nashri

„O‘qituvchi“ nashriyot-matbaa ijodiy uyi
Toshkent — 2019

Muharrir *M. Nishonboyeva*
Badiiy muharrir *B. Ibragimov*
Texnik muharrir *N. Niyozmuhammedova*
Kompyuterda sahifalovchilar: *B. Ibragimov, Sh. Sobirova*

Nashriyot litsenziyasi AI № 012. 20.07.2018
Original-maketdan bosishga ruxsat etildi. 18.01.2019 Bichimi 60x90¹/₈.
Kegli 13 shponli. Garnitura „Calibri“. Ofset bosma usulida bosildi.
Ofset qog‘oz. Shartli b. t. 13,0. Hisob-nashriyot t. 8,62.
Adadi 16 761 nusxa. Buyurtma №

O‘zbekiston Matbuot va axborot agentligining „O‘qituvchi“ nashriyot-matbaa ijodiy uyi.
Toshkent — 208. Yunusobod tumani, Yangishahar ko‘chasi, 1- uy.
Shartnoma № 228-18