

DEUTSCH MIT SPARß

1-SINF UCHUN NEMIS TILI DARSLIGI

O'zbekiston Respublikasi Xalq ta'limi vazirligi
nashrga tavsiya etgan



G'afur G'ulom nomidagi nashriyot-matbaa ijodiy uyi
Toshkent – 2019

Manzura Dadakhodjayeva, Zuhra Norbekova, Arzigul Mirsalimova,
Renata Fayzullina, Dilbar Tadjibayeva, Tanzilya Gafurova,
Natalya Suxanova, Alla Bekanacheva, Lutfulla Holiyorov

Taqrizchilar:

Sven Schröder – Germaniyaning xorij maktablariga metodik yordam ko'rsatish Markazining koordinatori.

Gert Vegmarshaus – doktor, GAOX (DAAD) lektori.

Yusuf Ismoilov – O'zDJTU dotsenti, f.f.n.

Tatyana Nekrasova – Toshkent shahar, Mirobod tumanidagi nemis tili chuqurlashtirilgan 60-maktab direktori.

Mas'ul muharrir

Xurram Rahimov – TDPU professori

“Deutsch mit Spaß” o'quv-metodik majmuasi O'zbekiston Respublikasi Prezidentining 2012-yil 10-dekabrdagi “Chet tillarni o'rganish tizimini yanada takomillashtirish chora-tadbirlari to'g'risida”gi PQ-1875-sonli qarorida belgilangan talablar va vazifalardan kelib chiqqan holda yangicha yondashuv asosida yaratildi. Darslik O'zbekiston Davlat ta'limi Standartlariga hamda CEFR (GER) talablariga asoslangan holda yozildi, u o'qish va yozuvsiz, faqat o'yin tarzidagi darslar va og'zaki nutq darslari shaklida bajariladi. Darslikda berilgan topshiriqlar o'qituvchi rahbarligida bajariladi.

UO'K 811.112.2 (075)
KBK 81.2 Nem



Verbinde



Hör zu



Schau mal



Spiel



Sprich nach



Spiel Minidialoge



Mal aus



Zeichne



Singe



Probiere aus



Finde heraus



Schneide aus



Puzzle



Aziz ustozlar va ota-onalar!

Sizning e'tiboringizga "Deutsch mit Spaß" o'quv-metodik majmuasi havola etilmoqda!

Ushbu o'quv-metodik majmua 1-sinf o'quvchilariga alifboni o'rgatmasdan turib, nemis tilini o'rgatishning eng zamonaviy, eng ilg'or pedagogik texnologiyalar hamda metodlar prinsipi asosida yaratildi. Shu o'rinda hukumatimiz tomonidan olg'a surilayotgan alifboni o'rgatmagan holda nemis tilini butun bir kurs davomida o'rgatish usuli Jahon amaliyotida hali misli ko'rilmagan yangicha bir yondashuv ekanligini alohida ta'kidlab o'tishimiz joiz.

O'quv-metodik majmua Darslik, "O'qituvchi uchun metodik qo'llanma" hamda multimedia CDdan iborat bo'lib, ko'pdan-ko'p qiziqarli va ajoyib mashqlar, o'yinlar, she'rlar, qo'shiqlar va shu kabilarini o'z ichiga olgan. Ularni bolajonlarimizga maqsadga muvofiq ravishda yetkazishda, albatta, Siz aziz ustozlar va muhtaram ota-onalarning hissasi beqiyosdir.

1-sinf davomida o'qish va yozuvsiz nemis tilini o'rgatish usuli mamlakatimiz, qolaversa, butun dunyo til o'qitish tarixida yangilik bo'lganligi tufayli, u ayrim kamchiliklardan xoli emasligi tabiiy. Shu bois o'quv-metodik majmua yuzasidan bildiradigan fikrlaringiz biz mualliflar uchun qimmatlidir.

Mualliflar



BEKANNTSCHAFT

Begrüßung



1. Schau mal.



2. Hör den Reim.



3. Puzzle.



BEKANNTSCHAFT

Begrüßung




4. Mal aus.





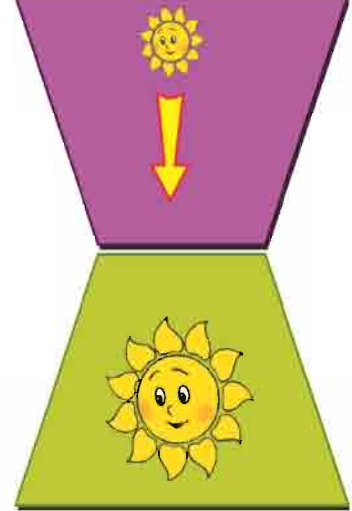



BEKANNTSCHAFT

Guten Morgen!



5. Spiel mit dem Würfel.










BEKANNTSCHAFT

Guten Morgen!



6. Verbinde und mal aus.





BEKANNTSCHAFT



Sich verabschieden (Tschüss)



7. Hör und sprich nach.




8. Spiel Minidialoge und variiere.







BEKANNTSCHAFT

Sich verabschieden



9. Mal aus.





BEKANNTSCHAFT


Wie geht es?



10. Singe.



11. Hör, sprich nach und variiere.



ALLES ÜBER MICH

Sich vorstellen



1. Hör und sprich nach.



2. Spiel Minidialoge.










ALLES ÜBER MICH

Sich vorstellen



3. Schau mal und mal aus.




ALLES ÜBER MICH

Ich bin ...



4. Schau mal und sprich.



5. Spiel Minidialoge.







ALLES ÜBER MICH

Ich bin ...



6. Mal aus und sprich.




ALLES ÜBER MICH


Wie alt bist du?



7. Hör und sprich nach.



8. Spiel Minidialoge.





ALLES ÜBER MICH

Wo wohnst du?



9. Schau mal.



10. Sprich.



FAMILIE

Eine Familie stellt sich vor



1. Hör zu.



2. Sprich nach.



3. Singe mit.





FAMILIE

Eine Familie stellt sich vor



4. Spiel mit.



FAMILIE

Das ist mein ...
Das ist meine ...



5. Sprich nach.



6. Hör und wiederhole.



7. Singe mit.





FAMILIE


Das ist mein ...



8. Spiel.




9. Mal aus und sprich nach.



FAMILIE


Unsere Familie ist ...



10. Singe mit.



11. Spiel.



12. Spiel Minidialoge.





FAMILIE

Meine Familie



13. Singe mit.



14. Spiel mit.



15. Sprich nach.



MEIN FREUND

Mein Freund / meine Freundin
heißt ...

4



1. Sprich.



2. Spiel Minidialoge.



3. Hör.





MEIN FREUND


Mein Freund / meine Freundin heißt ...



4. Mal aus.



5. Sprich.



MEIN FREUND

Mein Freund ist ...



6. Singe mit.



7. Sprich nach.



8. Spiel Minidialoge.





MEIN FREUND

Mein Freund ist ...



9. Mal aus.



10. Spiel.



11. Sprich.




MEIN FREUND

Wohnort



12. Sprich.



13. Hör Minidialoge.



14. Spiel Minidialoge.



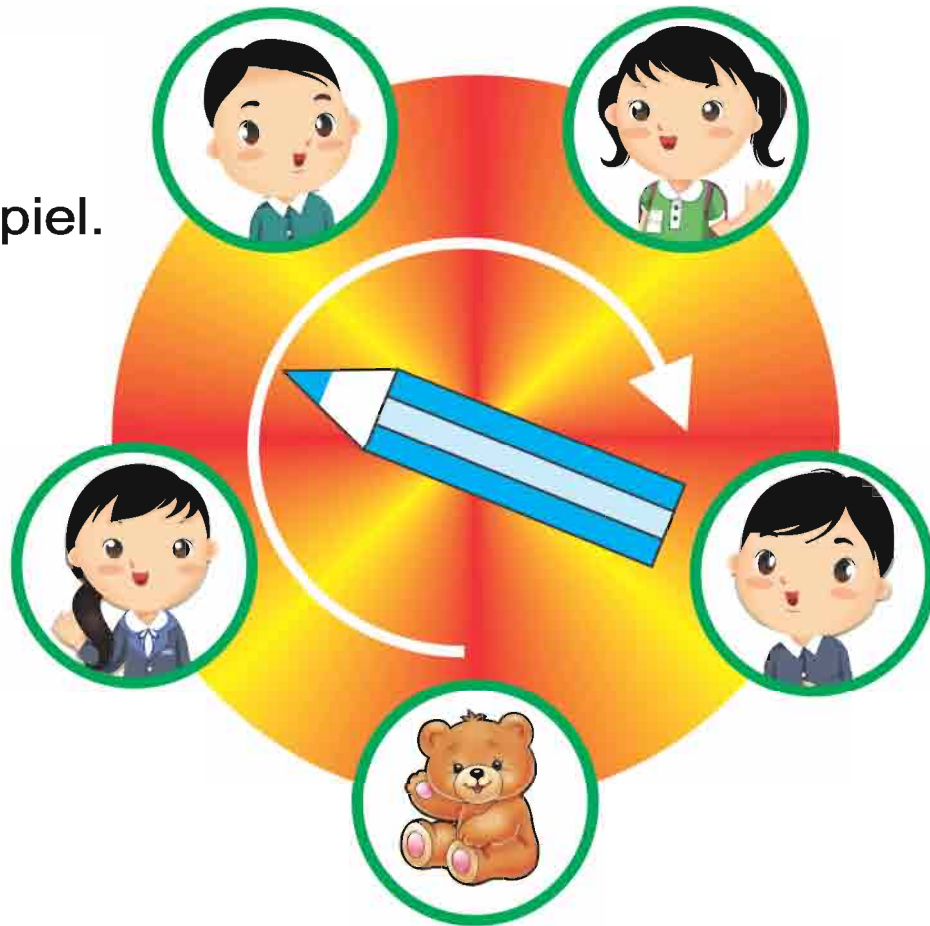


MEIN FREUND

Mein Freund spricht ...



15. Spiel.

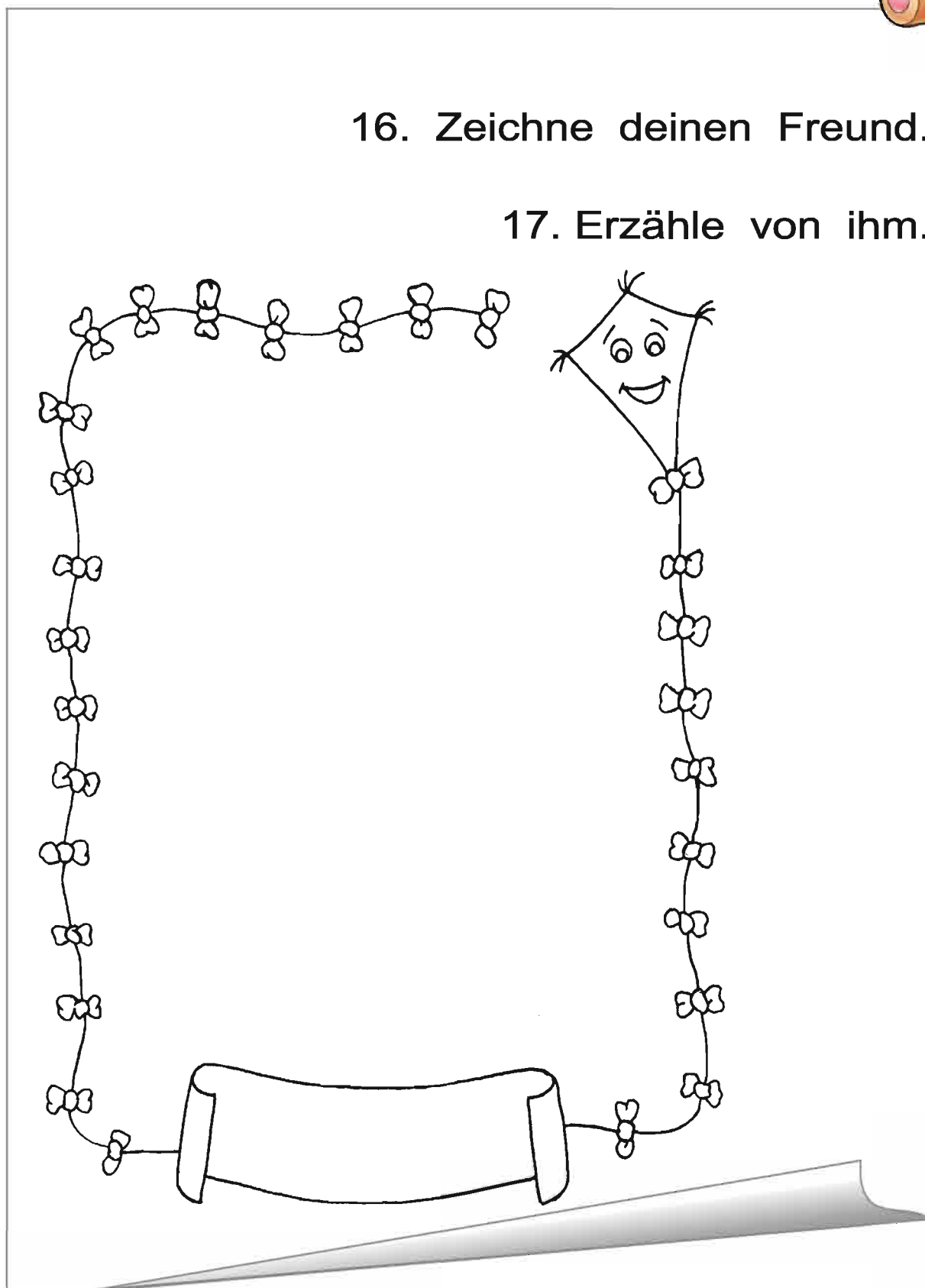


WIEDERHOLUNG



16. Zeichne deinen Freund.

17. Erzähle von ihm.





FARBEN

Welche Farben sind das?



1. Hör.



2. Spiel.






3. Probiere aus.




FARBEN



Welche Farben sind das?



4. Verbinde.



5. Mal aus.



6. Probiere aus.



Three rows of a hand-drawn shape with a plus sign, an equals sign, and a colored brushstroke.

- Row 1: Hand-drawn shape + plus sign + hand-drawn shape = equals sign + purple brushstroke.
- Row 2: Hand-drawn shape + plus sign + hand-drawn shape = equals sign + green brushstroke.
- Row 3: Hand-drawn shape + plus sign + hand-drawn shape = equals sign + orange brushstroke.



FARBEN



Gegenstände und Farben






7. Spiel und verbinde.



8. Sprich.



9. Mal aus.

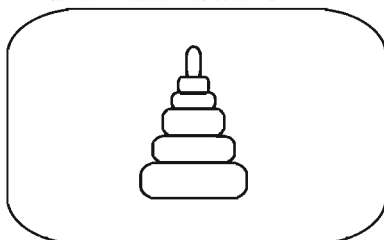
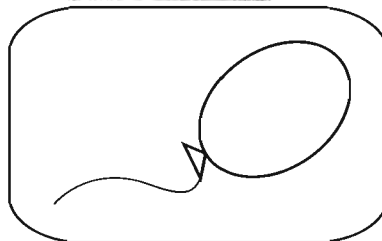

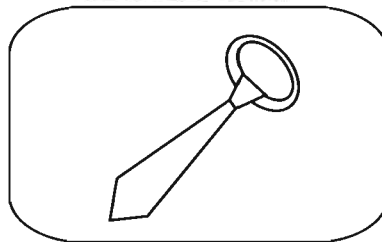
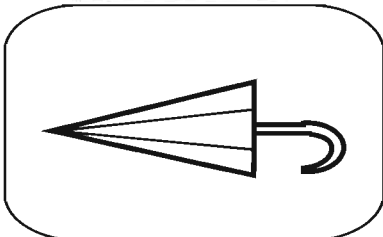



FARBEN

Gegenstände und Farben



10. Hör und mal aus.






FARBEN

Gegenstände und Farben



11. Sprich.



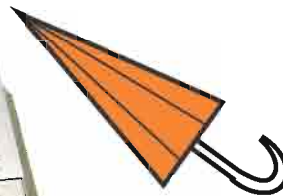



12. Spiel.

FARBEN







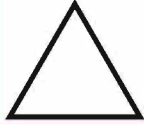

Farben und Formen



13. Hör und sprich nach.



14. Mal aus.





SPIELZEUGE

Mein Spielzeug ist ...



1. Spiel.



2. Hör und sprich nach.




3. Verbinde.




SPIELZEUGE




Mein Spielzeug ist ...



4. Zeichne weiter.



5. Nenne die Spielzeuge.





SPIELZEUGE


Spielzeuge und Farben



6. Sprich nach.



7. Spiel.



8. Verbinde.





SPIELZEUGE

Ich spiele gern ...



11. Was spielst du gern? Zeichne und markiere.

...

...

...

...

...

...

...

...

...

...



12. Nenne und spiel.

WIEDERHOLUNG



13. Zeichne deine Lieblingsspielzeuge.



14. Mal aus.



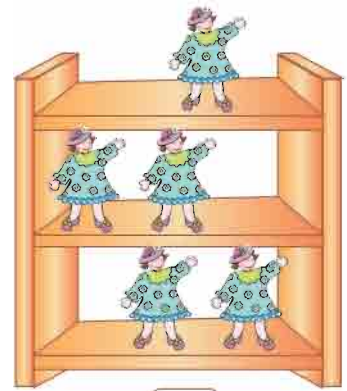
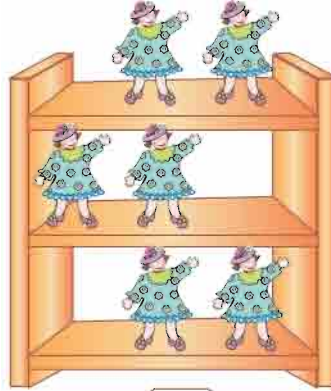



SPIELZEUGE

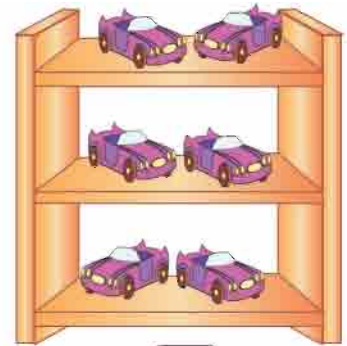
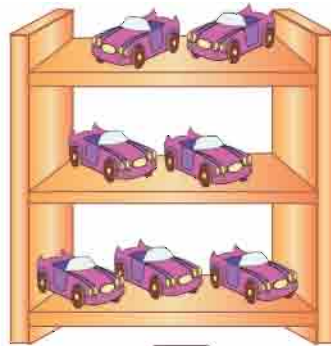
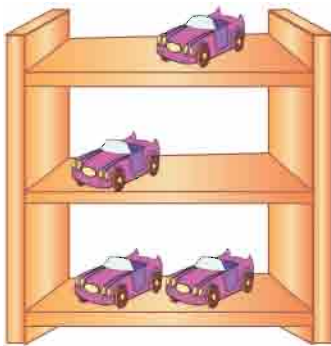
Hier sind ...



15. Zähle.




16. Zeichne die Zahl.



UMWELT

Bekannntschaft mit Natur




1. Schau mal.



2. Hör und sprich nach.



3. Nenne die Farben.







UMWELT



Bekannschaft mit Natur




4. Verbinde.



5. Mal aus.



6. Sprich.




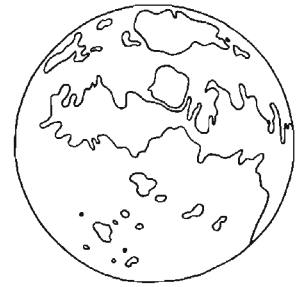
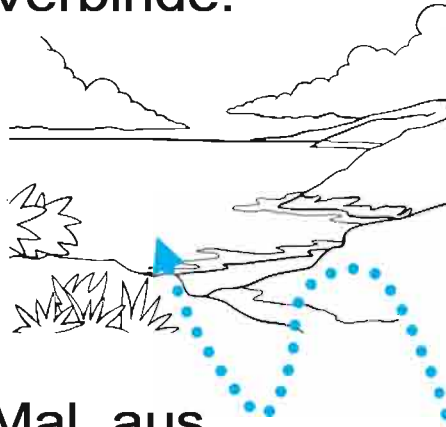


UMWELT

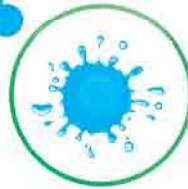

Unsere Natur





10. Verbinde.



11. Mal aus.



12. Nenne die Farben.



UMWELT


Jahreszeiten



13. Schau mal.



14. Nenne die Jahreszeiten.





UMWELT

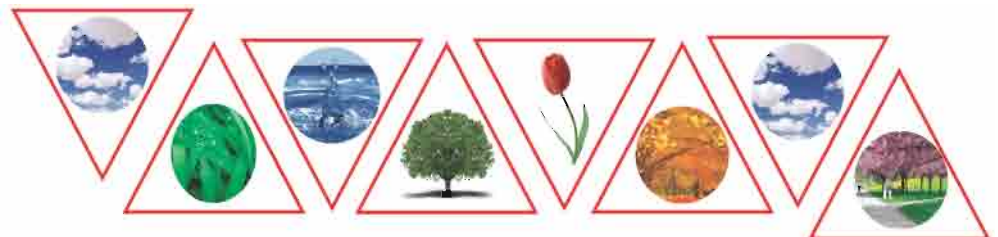
Natur und wir



15. Schau mal.




16. Spiel.



17. Nenne die Gegenstände.

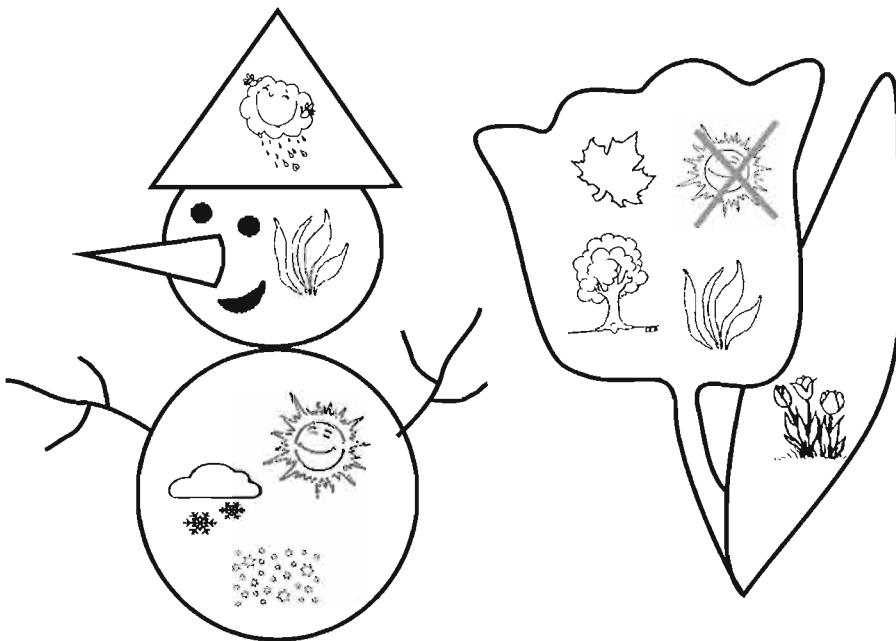
WIEDERHOLUNG



18. Schau mal.



19. Mal aus.



20. Sprich.





KÖRPERTEILE

Was ist das?



1. Schau mal.



2. Sprich nach.





KÖRPERTEILE

Was ist das?




3. Was fehlt? Zeichne.



4. Mal ein Bild von dir und nenne die

Körperteile.





KÖRPERTEILE

Mein Hampelmann



5. Spiel mit.



6. Beschreib.



7. Mal aus.


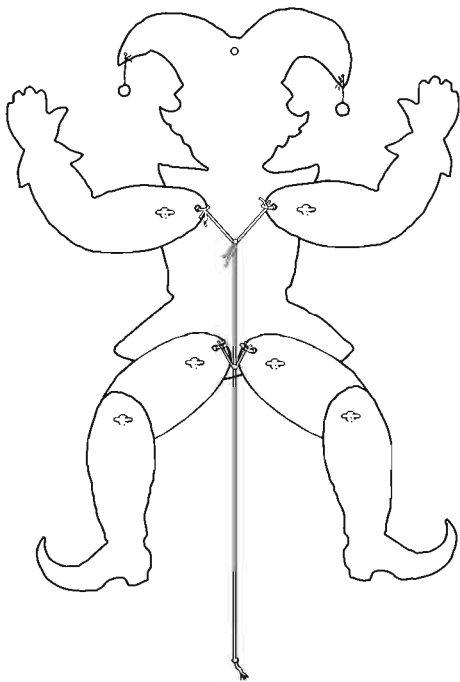
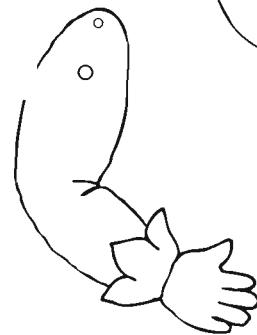
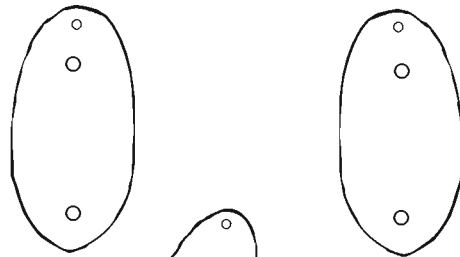
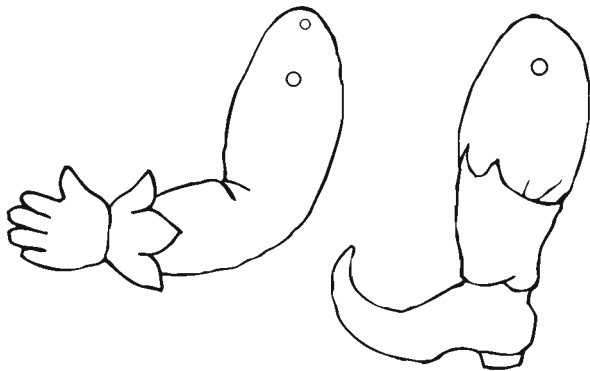



KÖRPERTEILE

Mein Hampelmann




8. Schneide aus und bastle.





KÖRPERTEILE

Am Morgen



9. Was siehst du?



10. Sprich.

KÖRPERTEILE

Was tut dir weh?



11. Was sagen die Kinder?
Was tut ihnen weh?






MEIN KLASSENZIMMER


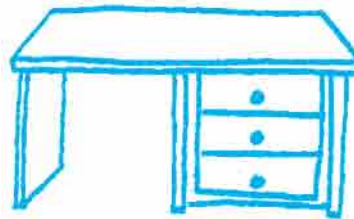

In der Klasse



1. Schau mal.



2. Hör die Wörter und nummeriere.




MEIN KLASSENZIMMER

In der Klasse



3. Zeichne und mal aus.






MEIN KLASSENZIMMER

Meine Schulsachen



4. Was ist das?

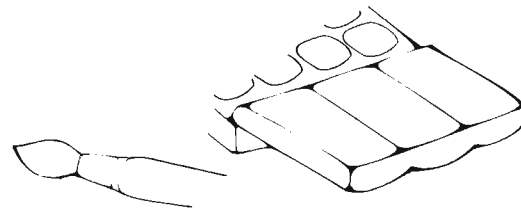

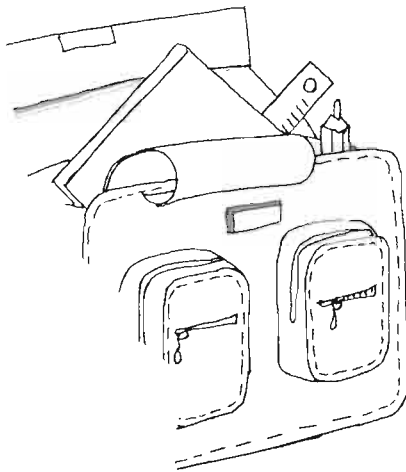

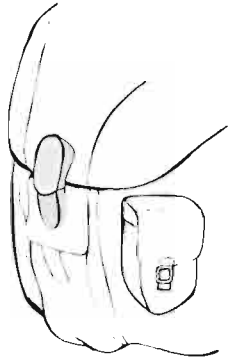


MEIN KLASSENZIMMER

Meine Schulsachen




5. Zeichne und mal aus.






MEIN KLASSENZIMMER

Wer hat was?



6. Vergleiche die Klassenzimmer.



MEIN KLASSENZIMMER

Was habe ich in meiner Schultasche?



7. Was ist falsch?

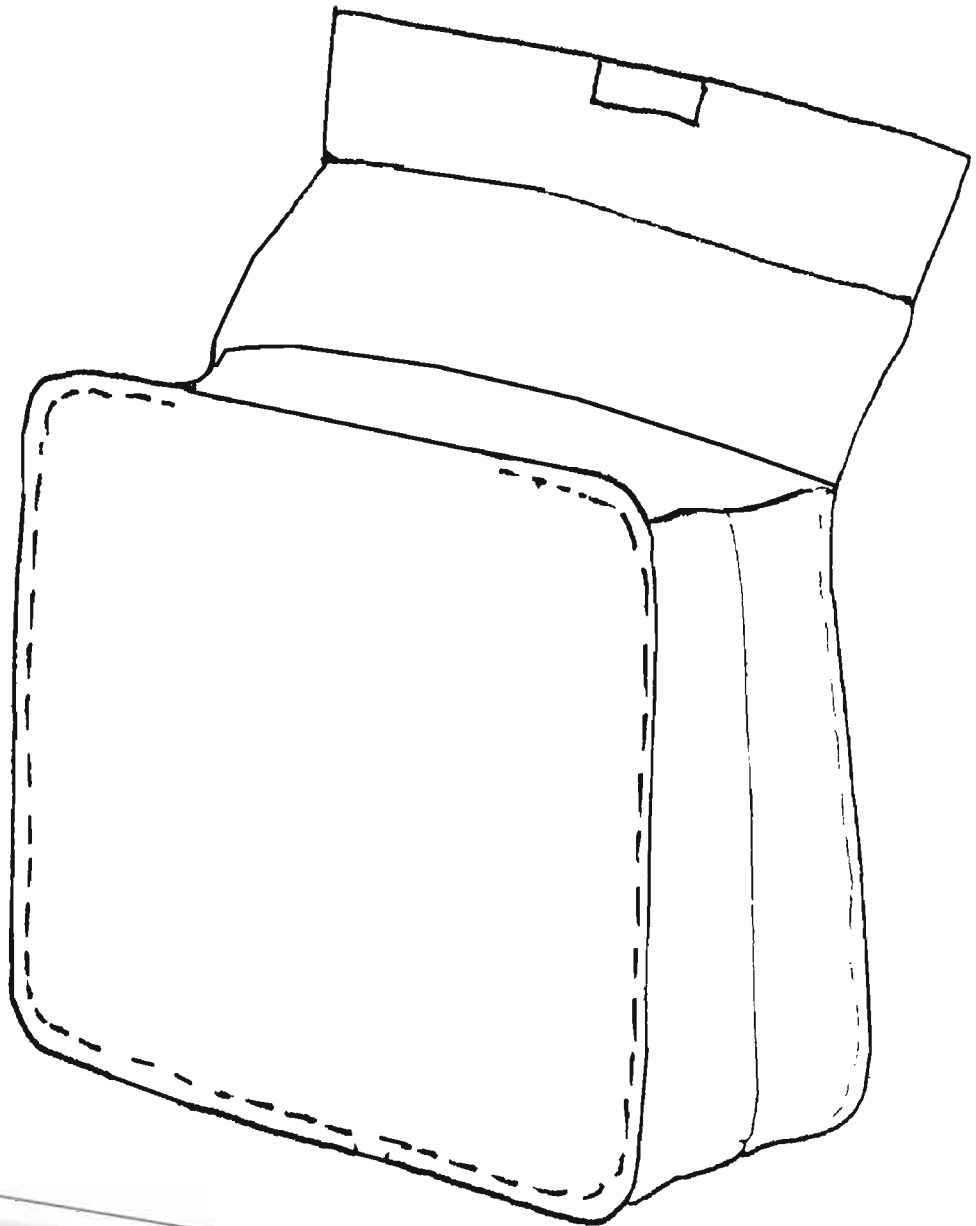




WIEDERHOLUNG

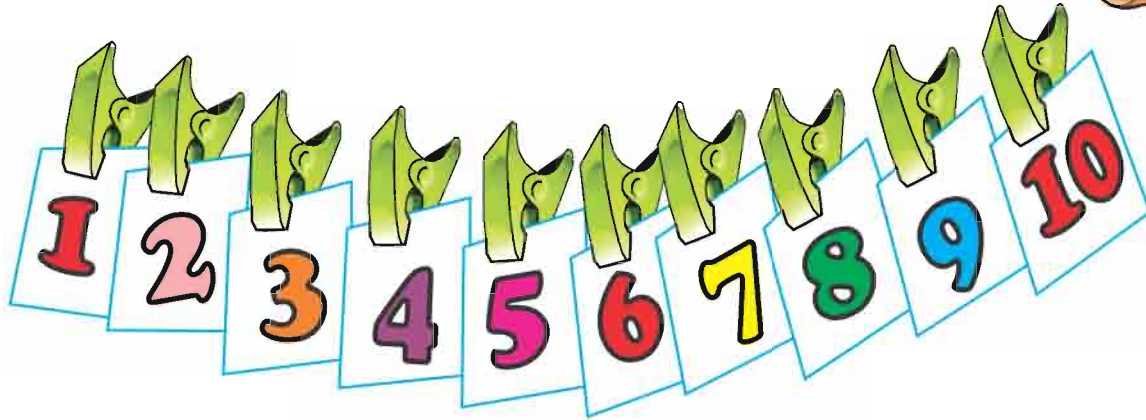


8. Zeichne und mal aus.



ZAHLEN


Wir zählen (1-10)




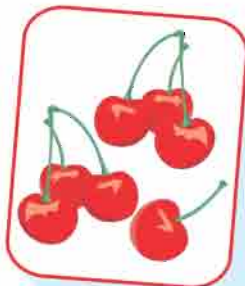
1. Schau mal.



2. Hör.



3. Sprich nach.






ZAHLEN



Wir zählen (1-10)




4. Zeichne.



5. Mal aus.

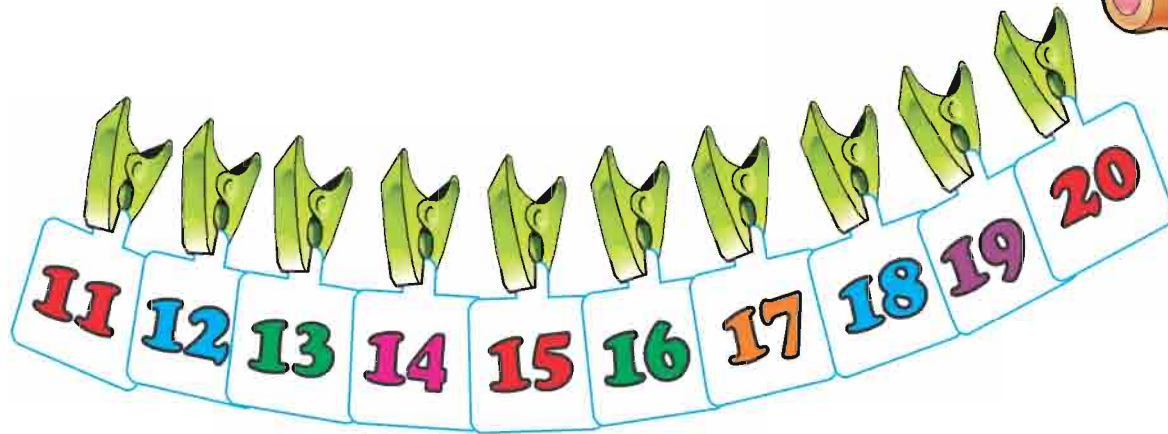


6. Sprich.



ZAHLEN

Wir zählen (11–20)



7. Schau mal.



8. Hör.



9. Sprich nach.





ZAHLEN

Wir zählen (11–20)



10. Schau mal.



11. Verbinde die passenden Bilder.



12. Mal aus.




13. Sprich.

ZAHLEN

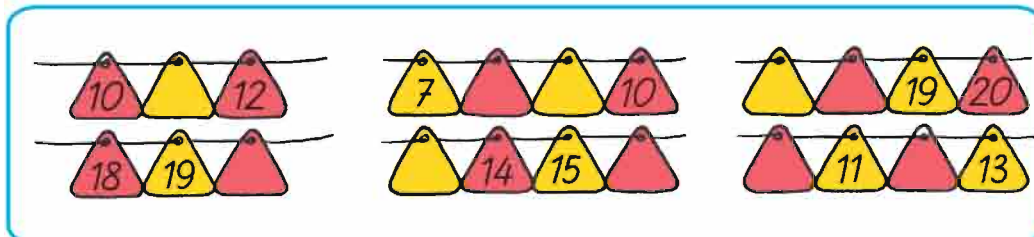
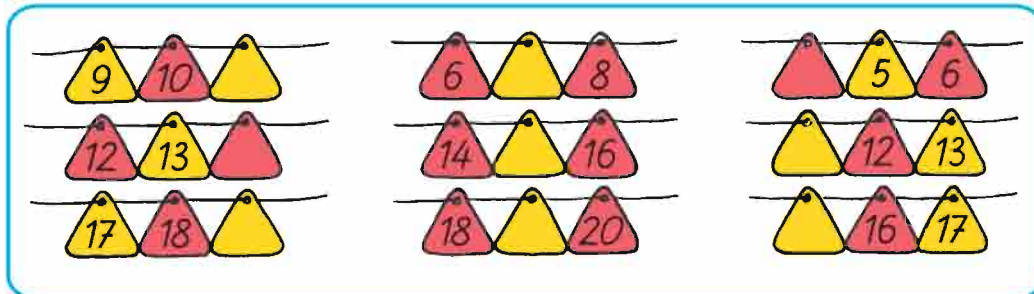
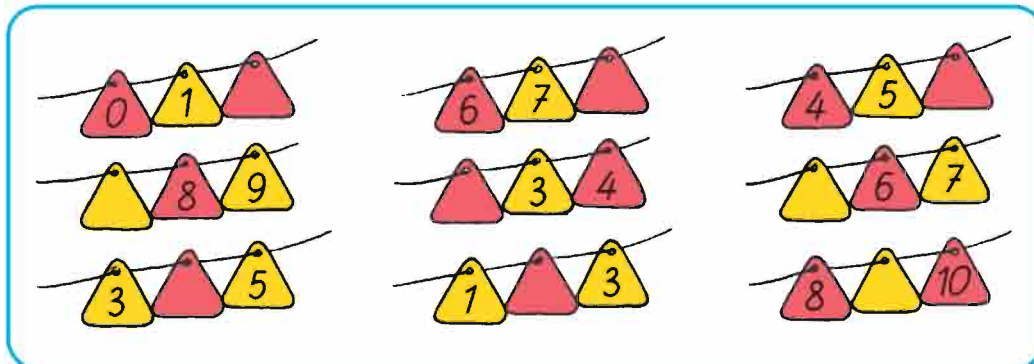
Welche Zahlen fehlen?



14. Schau mal.




15. Nenne die Zahlen.



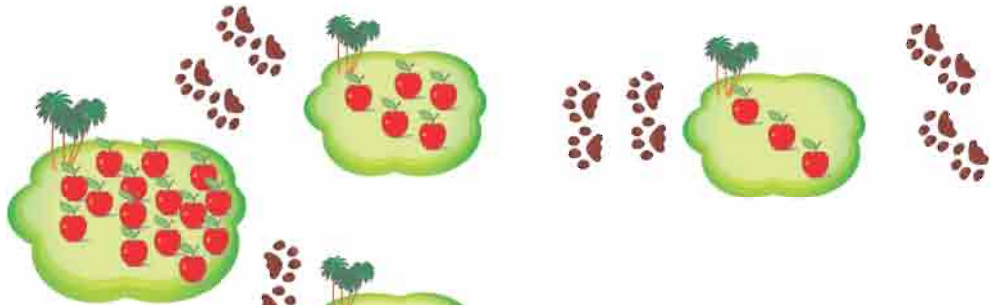


ZAHLEN

Wir zählen spielend



16. Schau mal.



17. Spiel.



18. Nenne die Zahlen.



OBST UND GEMÜSE

Was ist das?




1. Hör.




2. Schau mal.



3. Nenne.



4. Zeichne.





OBST UND GEMÜSE

Was ist das?



5. Puzzle und mal aus.



OBST UND GEMÜSE

Nenne Obst und zähle



6. Hör und sprich nach.



7. Spiel Minidialoge.






OBST UND GEMÜSE

Nenne Obst und zähle



8. Mal aus.



9. Beschreib.



OBST UND GEMÜSE


Sortiere Obst und Gemüse



10. Sprich nach.



11. Hör.





OBST UND GEMÜSE

Obst und Gemüse sind rot,
grün ...



12. Schau mal.



13. Spiel.






14. Nenne Obst und Gemüse.

WIEDERHOLUNG



15. Hör die Musik und nenne Obst und Gemüse.



16. Rollenspiele.





TIERE

Haustiere




1. Hör.



2. Sprich nach.




3. Spiel (Minidialoge).




TIERE

Haustiere



4. Mal aus.



5. Sprich.





TIERE

Wildtiere



6. Schau mal.



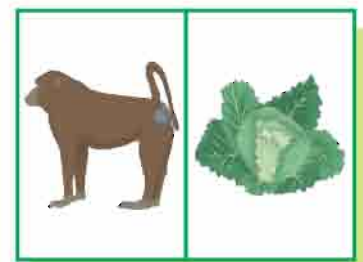

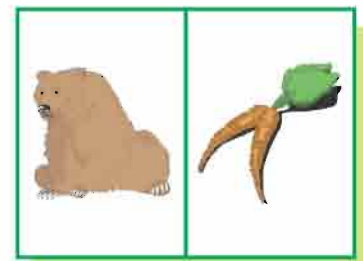
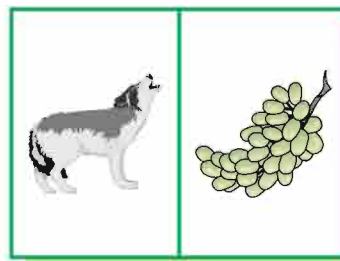
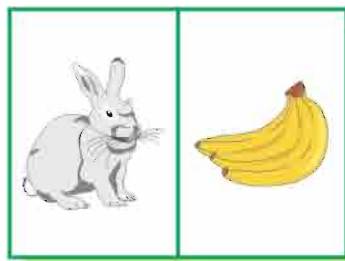
7. Hör.



8. Sprich nach.





9. Spiel mit.





TIERE


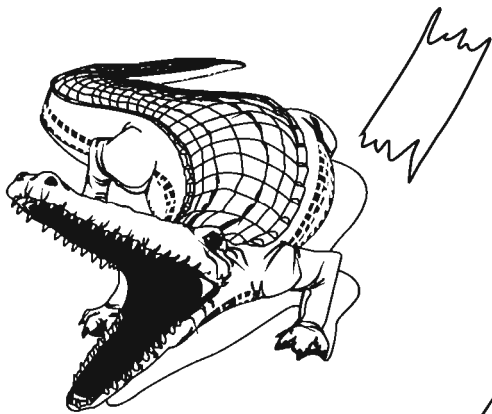
Wildtiere



10. Mal aus.





11. Nenne die Wildtiere.





TIERE


Wer frisst was?



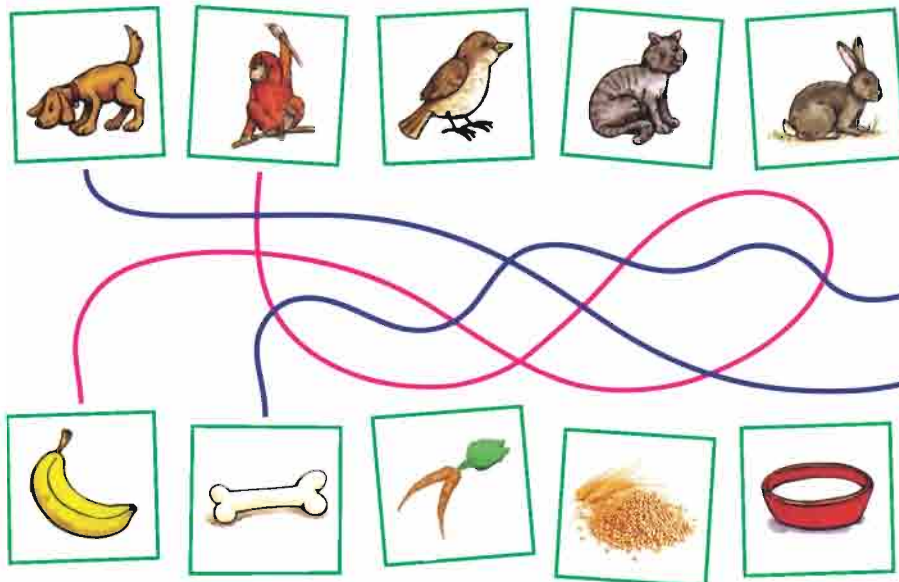
12. Sag: Wer frisst was?



13. Spiel mit.



14. Verbinde.



TIERE

Mein Lieblingstier



15. Spiel.



16. Beschreib die Tiere.





WELT DER MÄRCHEN

Kennst du die Märchenhelden?



1. Schau mal.



2. Sag: Wen siehst du?



WELT DER MÄRCHEN

Kennst du die Märchenhelden?

13



3. Mal aus.



4. Nenne die Märchenhelden.






WELT DER MÄRCHEN

Das Märchen heißt ...



5. Schau mal.



6. Hör.



7. Ordne ein.



WELT DER MÄRCHEN

Das Märchen heißt ...

13



8. Verbinde.



9. Mal aus.





WELT DER MÄRCHEN

Episoden aus Märchen



10. Rollenspiele.



WELT DER MÄRCHEN

Die Haupthelden sind ...



11. Schau mal.




12. Inszeniere.





WIEDERHOLUNG

Die Haupthelden sind ...



13. Zeichne und mal aus.



14. Sag: Was ist das?



WAS KANN ICH TUN?

Zu Hause ...




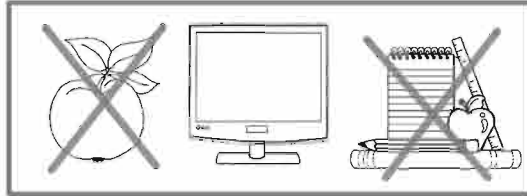


WAS KANN ICH TUN?

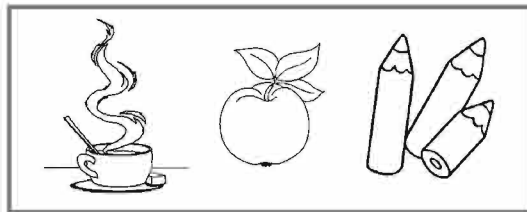
Zu Hause ...




3. Schau mal.



4. Streiche unpassende Bilder aus.




5. Mal aus.



WAS KANN ICH TUN?

In der Klasse ...



6. Schau mal.



7. Was kannst du tun?







WAS KANN ICH TUN?

In der Klasse ...




8. Schau mal.



9. Streiche unpassende Bilder aus.

WAS KANN ICH TUN?

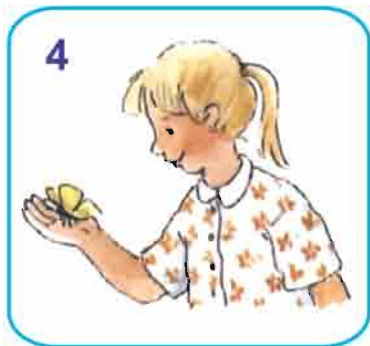
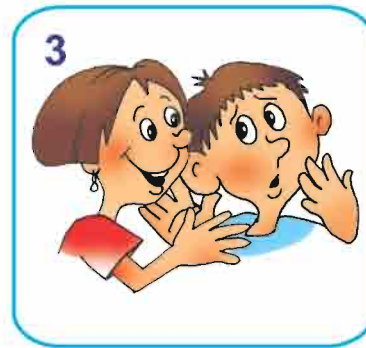
Das kann ich



10. Schau mal.



11. Sag.



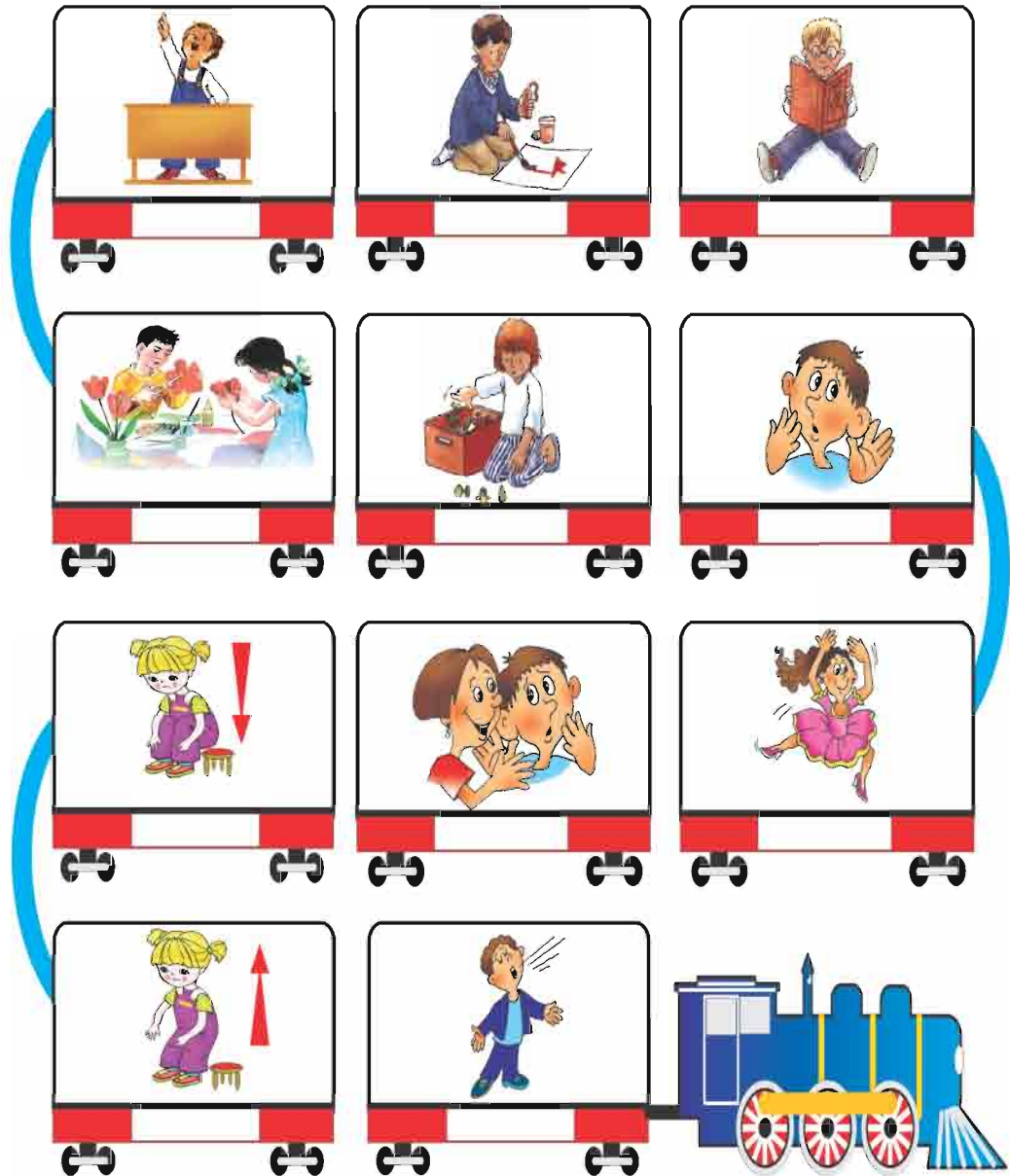


WAS KANN ICH TUN?

Das kann ich



12. Schau mal.




13. Sag: Was kannst du?

WIEDERHOLUNG



14. Sprich: Was kannst du?





Ota-onalar uchun

Hurmatli ota-onalar!

Sizning farzandingiz nemis tili dunyosiga qiziqarli sayohat qildi. Har bir darsdan keyin o'tilgan darslarni mustahkamlash uchun uy vazifalari berilgan. Farzandingizga darsda o'tilgan mavzularni bajarishiga va uni eslab qolishiga yordam bering. Agar farzandingiz o'tilgan mavzudagi so'zlarni va iboralarni eslay olmasa, xavotirga tushmang. Ularni keyingi safar aytib berish mumkin. Hamma so'zlar va iboralar darsma-dars takrorlanadi va farzandingiz vaqt o'tishi bilan ularni eslab qoladi. Eng asosiysi, buning uchun hammangizga tirishqoqlik va sabr-toqat kerak bo'ladi.

Lektion 1

Das Thema "Bekanntschaft"

1-dars. 1-vazifa.

Darslikning o'ng sahifasidagi Felix Bär (Felix ismli ayiqcha) rasmini hamda uning qo'lidagi Germaniya va O'zbekiston bayroqchalarini bo'yashni yakuniga yetkazish. Salomlashuv: "Guten Morgen!", "Guten Tag!" ("Hayrli tong!", "Hayrli kun!") iboralarini takrorlash.

2-dars. 2-vazifa.

Darslikning o'ng sahifasidagi, ya'ni "Guten Morgen!", "Guten Tag!", "Guten Abend!" iboralariga oid bo'lgan rasmlarni bo'yashni uyda davom ettirish va shu iboralarni takrorlash. "Hallo! Ich heiße ... Mein Name ist ..." (mering ismim ...) – tanishuv iboralarini aytishni takrorlash.

3-dars. 3-vazifa.

Darslikning o'ng sahifasida berilgan rasmlarni bo'yashni davom ettirish. "Wie geht es dir?", "Sich verabschieden, Tschüss!" kabi iboralarni takrorlash ("Ahvollaring qanday?", "Xayrlashmoq, Xayr!").

4-dars. 4-vazifa.

Darslikning 10-sahifasidagi o'lchov asbobiga berilgan: "Wie geht's?", "Prima! Danke, gut! Es geht. Schlecht". – ("Ahvollaring qanday?", "Zo'r! Rahmat, yaxshi! Bo'ladi. Yomon!") kabi iboralarni takrorlash.

Lektion 2

Das Thema "Alles über mich"

1-dars. 1-vazifa.

Darslikning 12-sahifasidagi rasmlarni bo'yashni davom ettirish.

Ota-onalar uchun



2-dars. 2-vazifa.

Darslikning 14-sahifasidagi rasmni bo'yashni davom ettirish va ich, du, er, sie, es, wir, ihr, sie, Sie kabi kishilik olmoshlari yordamida tanishtirishni takrorlash (men, sen, u, biz, sizlar, ular, Siz).

3-dars. 3-vazifa.

Darslikning 15-sahifasida berilgan rasmlarga oid so'zlarni, ya'ni yoshini aytishni takrorlash: Ich bin 7 (sieben) Jahre alt. (Mening yoshim (7) yettida).

"Wie alt bist du? – Yoshing nechada?" savoliga javob bera olishni takrorlash.

4-dars. 4-vazifa.

Darslikning 16-sahifasida berilgan rasmlar asosida yashash manzili haqida gapira olishga yordam berish.

Lektion 3

Das Thema "Die Familie "

1-dars. 1-vazifa.

Darslikning 18-sahifasida berilgan oila a'zolari rasmlarini bo'yash va ularning kim ekanligini aytish: Das ist der Opa, die Oma, der Vater, die Mutter, der Bruder, die Schwester (Bu buva, buvi, ota, ona, aka, singil).

2-dars. 2-vazifa.

Darslikning 20-sahifasidagi oila a'zolarining rasmlarini bo'yash bilan birga ularning ismlarini aytib tanishtira olish. Das ist der Opa. Er heißt Das ist die Oma. Sie heißt (Bu buva. Uning ismi ...).

3-dars. 3-vazifa.

Darslikning 21-sahifasida berilgan oila a'zolarining rasmlarini aytishda yordam bering.

4-dars. 4-vazifa.

Darslikning 22-sahifasida berilgan rasmlar asosida "Mening oilam" mavzusiga oid so'zlarni aytishga yordam berish.



Ota-onalar uchun

Lektion 4

Das Thema "Mein Freund"

1-dars. 1-vazifa.

Darslikning 24-sahifasida berilgan rasmlarni bo'yash, ularning yoshini va o'zining do'sti ekanligini aytishga yordam bering: Das ist mein Freund. Das ist meine Freundin. Er heißt ... Sie heißt ... Er ist ... Jahre alt. Sie ist ... Jahre alt. (Bu mening do'stim. Bu mening dugonam. Uning ismi U ... yoshda.)

2-dars. 2-vazifa.

Darslikning 26-sahifasida berilgan rasmlarni bo'yashni davom ettirish. Do'sti va o'zining millati haqida aytishni takrorlash: Ich bin Usbeke. Ich bin Deutsche. Ich spreche Usbekisch. Ich spreche Deutsch. (Mening millatim o'zbek. Mening millatim nemis. Men o'zbek tilida so'zlashaman. Men nemis tilida so'zlashaman.)

3-dars. 3-vazifa.

Darslikning 27-sahifasida berilgan rasmlarga oid bo'lgan o'zi yashayotgan manzil haqidagi so'z va iboralarni takrorlashga yordam berish.

4-dars. 4-vazifa.

Farzandingizga darslikning 28-sahifasida ajratilgan joyga o'z o'rtog'ining rasmini chizishda yordam bering.

Takrorlash.

Darslikning 29-sahifasida chizish uchun ajratilgan joyga o'z do'stini rasmini chizish va u haqida gapirishga yordam bering.

Lektion 5

Das Thema "Farben"

1-dars. 1-vazifa.

Berilgan 31-sahifadagi rasmlarni bo'yash va ranglarga mos keladigan rasmlarni bir-birlari bilan chiziqlar yordamida birlashtirishga yordam bering.

2-dars. 2-vazifa.

Darslikning 33-sahifasida berilgan rasmlarni bo'yashni davom ettirish va qaysi buyum kimga tegishli ekanligini chiziqlar orqali belgilashga yordam bering.

Ota-onalar uchun



3-dars. 3-vazifa.

Darslikning 34-sahifasida berilgan rasmlarga qarab farzandingizga ranglar nomini aytishni takrorlashga yordam bering.

4-dars. 4-vazifa.

Darslikning 35-sahifasida berilgan rasmlarni bo'yash va ranglarni ajratgan holda aytishga yordam bering.

Lektion 6

Das Thema "Spielzeuge"

1-dars. 1-vazifa.

Darslikning 37-sahifasida berilgan rasmlardagi tushirib qoldirilgan qismlarni to'liq holga keltirib chizish va ularni bo'yashga yordam bering.

2-dars. 2-vazifa.

Darslikning 39-sahifasida berilgan rasmlarni bo'yashni davom ettirish va berilgan o'yinchoqlarning nomini aytishni takrorlashga yordam bering.

3-dars. 3-vazifa.

O'zi yoqtirgan o'yinchoqlarning nomlarini aytib, ularni bir-biri bilan bog'lashga yordam bering: der Ball, die Puppe, das Legospiel, das Auto, der Teddybär (koptok, qo'g'irchoq, lego o'yin, avtomobil va ayiq).

4-dars. 4-vazifa.

O'zi yoqtirgan o'yinchoqlarni chizishda yordam bering. Ularning nomlarini nemis tilida aytishni takrorlashga yordam bering.

Takrorlash.

Darslikning 41-sahifasida ajratilgan joyiga o'zi yoqtirgan o'yinchoqlarning rasmini chizib uni bo'yashda yordam bering.

Darslikning 42-sahifasida sanash uchun berilgan kvadratlar ichiga tegishli o'yinchoqlarning sonini belgilashga yordam bering.

Lektion 7

Das Thema "Umwelt"

1-dars. 1-vazifa.

Darslikning 43-sahifasidagi rasmlarni bo'yash va tabiat hodisalarining nomlarini aytish: der Himmel, der Stern, der Mond, die Wolke, die Sonne und der Regenbogen (osmon, yulduz, oy, bulut, quyosh, kamalak).



Ota-onalar uchun

2-dars. 2-vazifa.

Rasmda berilgan die Blume, der Baum, der Berg, das Blatt, das Wasser kabilarning ranglarini bo'yash va ularning nomlarini takrorlashga yordam bering (gul, daraxt, tog', barg, suv).

3-dars. 3-vazifa.

Darslikning 46-sahifasida berilgan yil fasllariga oid bo'lgan rasmlar nomlarini aytishni takrorlashga ko'maklashing: der Winter, der Sommer, der Herbst, der Frühling (qish, yoz, kuz, bahor).

4-dars. 4-vazifa.

Rasmlarni bo'yash va ularning nomlarini aytishga yordam bering.

Takrorlash.

Darslikning 49-sahifasida berilgan rasmlarni bo'yash va aytishga yordam bering.

Lektion 8

Das Thema "Körperteile"

1-dars. 1-vazifa.

Darslikning 51-sahifasida berilgan rasmlardagi chizilmay qolgan tana a'zolarini chizib, ularning nomlarini aytishga tayyorlanishga yordam bering: der Kopf, der Hals, die Hand, das Auge, das Bein, das Ohr, der Mund, der Finger (bosh, bo'yin, qo'l, ko'z, oyoq, quloq, og'iz, barmoq).

2-dars. 2-vazifa.

Darslikning 53-sahifasida berilgan tana a'zolarining rasmlarini kartonga chizish va ularni qirqib olib odamcha yasashga ko'maklashing.

3-dars. 3-vazifa.

Darslikning 54-sahifasida berilgan gigiyenaga oid rasmlarni nemischa nomlarini takrorlashga yordam bering: der Kamm, die Zahnbürste, die Zahnpasta, die Seife, das Handtuch (taroq, tish chyotkasi, tish pasta, sovun, sochiq).

4-dars. 4-vazifa.

Darslikning 55-sahifasida berilgan rasmlar yuzasidan kasal tana a'zolari haqida suhbat qurishga yordam bering.

Lektion 9

Das Thema "Mein Klassenzimmer"

1-dars. 1-vazifa.

Darslikning 57-sahifasidagi chiziq ichiga sinf jihozlarini chizishda va ularni bo'yashda yordam bering.

Ota-onalar uchun



2-dars. 2-vazifa.

Darslikning 59-sahifasida berilgan rasmlarning (o'quv qurollari) chizilmay qolgan qismlarini chizish, ularni bo'yash va nomlarini nemis tilida aytishga yordam bering: das Buch, der Bleistift, die Mappe, das Heft, das Lineal, der Kuli (kitob, qalam, portfel, daftar, chizg'ich, ruchka).

3-dars. 3-vazifa.

Darslikning 60-sahifasida berilgan sinfrasmlarini solishtirish va aytishga yordam bering.

4-dars. 4-vazifa.

Darslikning 61-sahifasida berilgan portfelga solish uchun kerak bo'lgan o'quv qurollariga tegishli bo'lmagan predmetlar nomlarini aytishga yordam bering.

Takrorlash.

Darslikning 62-sahifasida berilgan portfel rasmini bo'yashga yordam bering.

Lektion 10

Das Thema "Zahlen"

1-dars. 1-vazifa.

Darslikning 64-sahifasida berilgan raqamlarni bo'yash va 1 dan 10 gacha bo'lgan raqamlarni nemis tilida aytish: eins, zwei, drei, vier, fünf, sechs, sieben, acht, neun, zehn.

2-dars. 2-vazifa.

Berilgan rasmlarni bo'yash va ularni mos raqamlar bilan birlashtirishga yordam bering.

3-dars. 3-vazifa.

Darslikning 67-sahifasida berilgan rasmlarni ko'rish va raqamlarni aytishga yordam bering.

4-dars. 4-vazifa.

Darslikning 68-sahifasida berilgan rasmlar ichida berilgan mevalar sonini aytishga yordam bering.

Lektion 11

Das Thema "Obst und Gemüse"

1-dars. 1-vazifa.

Darslikning 70-sahifasida berilgan meva rasmlarini bo'yash va ularning sonini nemis tilida aytishga yordam bering.



Ota-onalar uchun

2-dars. 2-vazifa.

Darslikning 72-sahifasida berilgan meva rasmlarini mos rangda bo'yash va ularni aytib berishga yordam bering.

3-dars. 3-vazifa.

Darslikning 73-sahifasida berilgan sabzavot rasmlarini aytishga yordam bering.

4-dars. 4-vazifa.

Darslikning 74-sahifasida berilgan sabzavot va mevalarni aytishga yordam bering.

Takrorlash.

Darslikning 75-sahifasida berilgan rasmlarga qarab, sabzavot va mevalar nomlarini aytishga yordam bering.

Lektion 12

Das Thema "Tiere" (Haustiere)

1-dars. 1-vazifa.

Darslikning 77-sahifasida berilgan uy hayvonlarini bo'yash, ularning darsda berilgan nomlarini eslash va nemis tilida aytishga yordam bering.

2-dars. 2-vazifa.

Darslikning 79-sahifasida berilgan yovvoyi hayvonlarni bo'yash va ularning nomlarini aytishga yordam bering.

Masalan: Das ist ein Wolf (Bu bo'ri).

3-dars. 3-vazifa.

Darslikning 80-sahifasida berilgan chiziqlarni bir-biri bilan birlashtirishda hamda qanday hayvon hosil bo'lganini aytishda yordam bering.

4-dars. 4-vazifa.

Darslikning 81-sahifasida berilgan hayvonlar nomlarini aytishga va ularni tasvirlashga yordam bering.

Lektion 13

Das Thema "Welt der Märchen"

1-dars. 1-vazifa.

Darslikning 83-sahifasida berilgan ertak qahramonlarini bo'yash va ularning nomlarini nemis tilida aytishga yordam bering.

Ota-onalar uchun



2-dars. 2-vazifa.

Darslikning 85-sahifasida berilgan rasmlarni bo'yash va ertak personajlarini bir-biriga mazmunan mos keladiganini chiziqalar orqali birlashtirishga yordam bering.

3-dars. 3-vazifa.

Darslikning 86-sahifasida berilgan ertakdan olingan epizodlarni rolli o'nashga yordam bering.

4-dars. 4-vazifa.

Darslikning 87-sahifasida berilgan ertak qahramonlarini aytishga yordam bering.

Takrorlash.

Darslikning 88-sahifasida berilgan rasmlarga qarab, ularni chizish, bo'yash va aytishga yordam bering.

Lektion 14

Das Thema "Was kann ich tun?"

1-dars. 1-vazifa.

Darslikning 89-sahifasida berilgan rasmlar yordamida "Men nima qila olaman?" savoliga "Ich kann zeichnen, ausmalen, spielen" kabi so'z va so'z iboralari yordamida nemis tilida gaplar tuzishni mashq qilishga yordam bering (men rasm chiza olaman, bo'yay olaman, o'ynay olaman).

2-dars. 2-vazifa.

Darslikning 90-sahifasida berilgan rasmlarga qarab mos kelmaydigan rasmlarni o'chirib va bo'yashga yordam bering.

3-dars. 3-vazifa.

Darslikning 92-sahifasida berilgan rasmlarga qarab mos kelmaydigan rasmlarni o'chirish va bo'yashga yordam bering.

4-dars. 4-vazifa.

Darslikning 94-sahifasida berilgan rasmlarga qarab, farzandingiz "Men nima qila olaman?" degan savolga javob topishi, ya'ni "Men sanay olaman, o'zimni tanishtira olaman, ranglarni ayta olaman, do'stim haqida ayta olaman, hayvonlar haqida gapira olaman" deyishida yordam bering.

Takrorlash.

Darslikning 95-sahifasida berilgan rasmga qarab "Sen nima qila olasan?" degan savolga javob berishga yordam bering.

Manzura Dadakhodjayeva, Zuhra Norbekova, Arzigul Mirsalimova,
Renata Fayzullina, Dilbar Tadjibayeva, Tanzilya Gafurova,
Natalya Suxanova, Alla Bekanacheva, Lutfulla Holiyorov

DEUTSCH MIT SPAß

1-sinf uchun nemis tili darsligi

Qayta nashr

(O'zbek tilida)

Dizayner va rassom *Shuhrat Mirfayozov*
Rassomlar: *Tatyana Korobova, Andrey Chaplenko*
Muharrirlar: *Shahnoza Sattorova, Abdujalil Karimov*
Texnik muharrir *Xosiyat Xasanova*
Musahhah *Dono To'ychiyeva*
Sahifalovchi *Hilola Sharipova*

Nashriyot litsenziya raqami AI № 290. 04.11. 2016
2019-yil 20-yanvarda bosishga ruxsat etildi. Bichimi 60x90 ¹/₈.
Ofset bosma. Kegli 18. ARIAL garniturasini. 13 shartli bosma taboq.
16 nashr tabog'i. Adadi 24522 nusxa. 21 - raqamli buyurtma.

O'zbekiston Respublikasi Prezidenti Administratsiyasi huzuridagi
Axborot va ommaviy kommunikatsiyalar agentligining
G'afur G'ulom nomidagi nashriyot-matbaa ijodiy uyida chop etildi.
100128. Toshkent. Labzak ko'chasi, 86.

Telefon: (371) 241-25-24, 241-48-62, 241-83-29

Факс: (371) 241-82-69

www.gglit.uz, e-mail: info@gglit.uz

Deutsch mit Spaß: 1-sinf uchun nemis tili darsligi. –
Toshkent: G'afur G'ulom nomidagi
nashriyot-matbaa ijodiy uyi, 2019. – 104 b.

ISBN 978-9943-5549-6-2

UO'K 811.112.2 (075)
KBK 81.2 Nem